

**Vol. 4 of 5**

**EP-457/2013/D**

**Central Kowloon Route**

**Yau Ma Tei West**

**Contract No. HY/2014/20**

**&**

**Buildings, Electrical and Mechanical  
Works**

**Contract No. HY/2019/13**

**(Yau Ma Tei West area)**

**&**

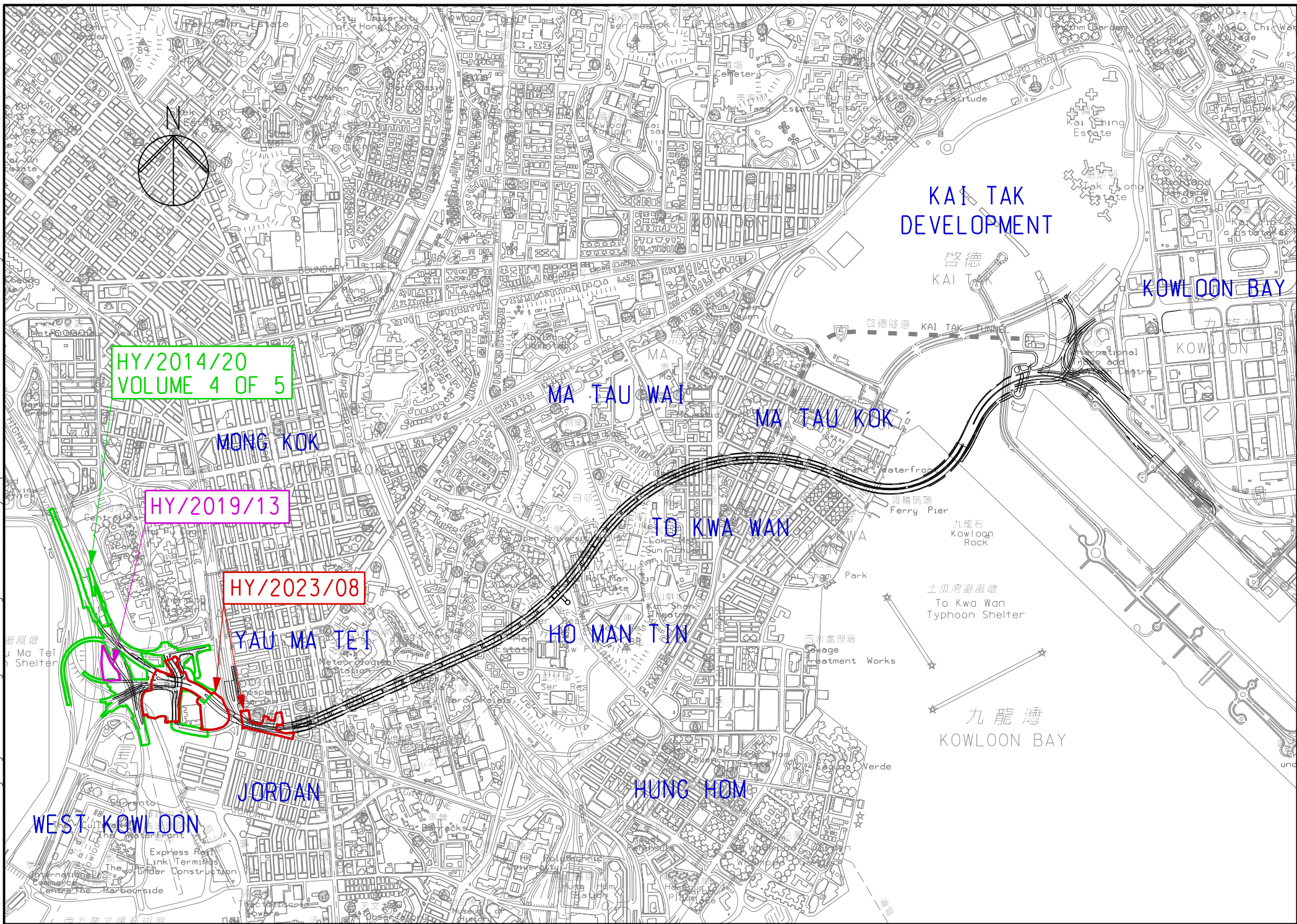
**Central Kowloon Route**

**Remaining Works**

**Contract No. HY/2023/08**

**(Yau Ma Tei West area)**

**December 2025**



**Central Kowloon Route**  
**Yau Ma Tei West**  
**Contract No. HY/2014/20**



## Environmental Permit No. EP-457/2013/D

### Central Kowloon Route

### Independent Environmental Checker Verification

Works Contract:	Yau Ma Tei West (HY/2014/20)
-----------------	------------------------------


#### Reference Document/Plan

Document/ <del>Plan</del> to be <del>Certified</del> / Verified:	Monthly EM&A Report No.83 (December 2025)
Date of Report:	9 January 2026 (Rev. 0.3)
Date received by IEC:	11 January 2026

#### Reference EP Condition

Environmental Permit Condition:	3.4
Submission of Monthly EM&A Report of the Project	
3.4 Four hard copies and one electronic copy of monthly EM&A Report shall be submitted to the Director within 2 weeks after the end of each reporting month throughout the entire construction period. The EM&A Reports shall include a summary of all non-compliance. The submissions shall be certified by the ET Leader and verified by the IEC as complying with the requirements as set out in the EM&A Manual before submission to the Director. Additional copies of the submission shall be provided to the Director upon request by the Director.	

#### IEC Verification

I hereby verify that the above referenced document/ <del>plan</del> complies with the above referenced condition of EP-457/2013/D.	
	
Ms Mandy To	Date: 12 January 2026
Independent Environmental Checker	

Our ref: 0436942\_IEC Verification Cert\_YMTW\_Monthly EM&A Rpt No.83.docx



# Build King – SK Ecoplant Joint Venture

Central Kowloon Route Contract HY/2014/20




Section of Yau Ma Tei West Section

Monthly EM&A Report No. 83

(Period from 1 to 31 December 2025)

Rev. 0.3

(09 January 2026)

	<b>Name</b>	<b>Signature</b>
Prepared by	Yoyo S.Y. Mok (Assistant Environmental Consultant)	
Checked & Reviewed by	Y.H. LAW (Senior Environmental Consultant)	
Approved & Certified by	Kevin W. M. Li (Environmental Team Leader)	

## **TABLE OF CONTENTS**

### **EXECUTIVE SUMMARY**

<b>1. BASIC PROJECT INFORMATION .....</b>	<b>6</b>
<b>2. ENVIRONMENTAL STATUS.....</b>	<b>9</b>
<b>3. MONITORING RESULTS.....</b>	<b>10</b>
<b>4. SUMMARY OF COMPLAINTS, NOTIFICATION OF SUMMONS AND PROSECUTIONS.....</b>	<b>18</b>
<b>5. EM&amp;A SITE INSPECTION .....</b>	<b>20</b>
<b>6. FUTURE KEY ISSUES .....</b>	<b>21</b>
<b>7. CONCLUSION AND RECOMMENDATIONS .....</b>	<b>22</b>

## **LIST OF APPENDICES**

- A. Alignment and Works Area for the Contract No. HY/2014/20
- B. Construction Programme
- C. Project Organization Chart
- D. Dust Event-Action Plan (EAP)
- E. Noise Event-Action Plan (EAP)
- F. Environmental Mitigation Implementation Schedule (EMIS)
- G. Monitoring Schedules of the Reporting Month
- H. Calibration Certificate (Air Monitoring)
- I. Calibration Certificate (Noise)
- J. The Certification of Laboratory with HOKLAS Accredited Analytical Tests
- K. Location Plan of Noise and Air Quality Monitoring Station
- L. Monitoring Data (Air Monitoring)
- M. Monitoring Data (Noise)
- N. Waste Flow Table
- O. Statistics on Complaint, Notifications of Summons and Successful Prosecutions
- P. Monitoring Schedule of the Coming Month

## EXECUTIVE SUMMARY

- A.1 Build King – SK ecoplant Joint Venture (“Contractor”) commenced the construction works of Highway Department (HyD) Central Kowloon Route Contract No. HY/2014/20 – Section of Yau Ma Tei West (“The Project”) on 12 February 2019. The Project is tentatively scheduled to be completed in March 2026, with the last EM&A report expected to be submitted in April 2026. This is the 83<sup>rd</sup> monthly Environmental Monitoring and Audit (EM&A) report presenting the EM&A works carried out during the period from 1 December 2025 to 31 December 2025.
- A.2 A summary of the construction works reported by Main Contractor for the Project during the reporting month is listed below.

---

### Construction Activities undertaken

---

- Road Works at Slip Road E & F (VO after opening Bridge B2/C2) at Portion 1A & 1B
  - Outstanding Works at Junction J5 – VO (900mm Storm Drain and Manhole Modification) at Portion 1D
  - Staircase A / Lift A at Segment 5 at Portion 1D
  - Staircase B / Lift B at Segment 8 at Portion 1D
  - Landscaping Works (Tree and Shrub Planting) along Lin Cheung Road at Portion 1B
- 

- A.3 A summary of regular construction noise and construction dust monitoring activities in this reporting period is listed below:

### Regular construction noise monitoring during normal working hours

W-N1A, W-P11, W-N18, W-N25A 5 times

### Construction dust (24-hour TSP) monitoring

W-A1 5 times

W-A6 5 times

### Construction dust (1-hour TSP) monitoring

W-A1, W-A6 15 times

- A.4 Bi-weekly inspection of the implementation of landscape and visual mitigation measures was conducted on 11 and 24 December 2025. Details of the audit findings and implementation status are presented in Section 5.
- A.5 Joint weekly site inspections were conducted by representatives of the Contractor, Engineer and Contractor’s ET on 04, 11, 18, 24 and 31 December 2025. A joint site inspection with IEC was undertaken on 11 December 2025. Details of the audit findings and implementation status are presented in Section 5.
- A.6 Details of waste management are presented in Section 3.
- A.7 No action Level of construction noise was triggered during the reporting month. No exceedance of Limit Level of construction noise was recorded in the reporting month. No exceedance of the Action and Limit Level of 24-hour TSP and 1-hour TSP was recorded in the reporting month.



- A.8 No environmental complaint was received in the reporting month.
- A.9 No notification of summon or prosecution was received in this reporting period.
- A.10 A summary of the construction activities provided by Main Contractor in the next reporting month is listed below:

---

**Construction Activities to be undertaken**

---

- Outstanding Works at Junction J5 – VO (900mm Storm Drain and Manhole Modification) at Portion 1D
  - Staircase A / Lift A construction at Portion 1D
  - Staircase B / Lift B construction at Portion 1D
  - Landscaping Works (Tree and Shrub Planting) along Lin Cheung Road at Portion 1B
  - Landscaping Works (Soil Laying & Shrub Planting) near Gas Filling Station and Emergency Access Road at Portion 1D
-

## **1. BASIC PROJECT INFORMATION**

- 1.1. Central Kowloon Route (CKR) is a 4.7 km long dual 3-lane trunk road in Central Kowloon linking Yau Ma Tei Interchange in West Kowloon with the road network on Kai Tak Development and Kowloon Bay in East Kowloon.
- 1.2. The Central Kowloon Route – Design and Construction Environmental Impact Assessment Report (Register No.: AEIAR-171/2013) was approved with conditions by the Environmental Protection Department (EPD) on 11 July 2013. An Environmental Permit (EP 457/2013) was issued on 9 December 2013. Variations of EP (VEP) was subsequently applied for and the latest EP (EP-457/2013/D) was issued by EPD on 15 June 2021.
- 1.3. The construction of the CKR had been divided into different sections. This Contract No. HY/2014/20 – Section of Yau Ma Tei West (YMTW) covers part of the construction activities located at Yau Ma Tei under the EP which includes:
  - Section of Yau Ma Tei West
    - i. Construction of an approximately 250m long Depressed Road at the western tunnel portal of CKR;
    - ii. Construction of a Landscaped Deck structure above the western tunnel portal and Hoi Wang Road, including the associated civil engineering provisions and coordination with CKR-RMW contractor in respect of the remaining works for the Landscaped Deck;
    - iii. Construction of an underground Ventilation Adit connecting the tunnel ventilation system with the Yau Ma Tei Ventilation Building;
    - iv. Construction of approach roads and slip roads, including bridges and other associated structures, connecting CKR with the existing road networks:
      - Bridge B
      - Bridge C
      - Bridge D
      - Bridge G
      - Road D Structure
      - Box Structure E
      - Diversion of a section of existing drainage box culvert of approximately 215m in length;
    - v. Design and construction of the noise mitigation measures at Slip Roads A, C2, D, E, G, Hoi Wang Road, Lai Cheung Road and Lin Cheung Road;
    - vi. Design and construction of Smoke Ventilation System including Smoke Ventilator System including Smoke Ventilator System, Linear Heat Detection System, Pneumatic Air Supply System, the associated plant rooms, control system and power supply system for part of the Landscaped Deck;
    - vii. Design and construction of the façade system of the Landscaped Deck;
    - viii. Design and construction of lifts at the Landscaped Deck;

- ix. Associated roadworks, footpath, drainage, sewerage, watermain, street lighting, traffic aids, landscaping, electrical and mechanical works, instrument monitoring works and utility diversion works;
- x. Construction of civil engineering provisions and coordination with future tunnel E&M and TCSS contractor for installation of tunnel E&M and TCSS equipment;

The alignment and works area for the Contract No. HY/2014/20 – are shown in Appendix A.

- 1.4. A summary of the major construction activities undertaken in this reporting period is shown in Table 1.1. The construction programme is presented in Appendix B.

Table 1.1 Summary of the construction activities reported by Main Contractor during the Reporting Month.

<b>Construction Activities undertaken</b>	
<ul style="list-style-type: none"><li>•</li><li>•</li><li>•</li><li>•</li><li>•</li></ul>	Road Works at Slip Road E & F (VO after opening Bridge B2/C2) at Portion 1A & 1B
	Outstanding Works at Junction J5 – VO (900mm Storm Drain and Manhole Modification) at Portion 1D
	Staircase A / Lift A at Segment 5 at Portion 1D
	Staircase B / Lift B at Segment 8 at Portion 1D
	Landscaping Works (Tree and Shrub Planting) along Lin Cheung Road at Portion 1B

- 1.5. The project organisational chart specifying management structure and contact details are shown in Appendix C.
- 1.6. A summary of the valid permits, licences, and /or notifications on environmental protection for this Project is presented in Table 1.2

Table 1.2 Summary of the Status of Valid Environmental Licence  
Notification, Permit and Documentations

Permit/ Licences/ Notification /Reference No.	Valid Period		Status	Remark
	From	To		
Environmental Permit				
EP-457/2013/D	15 Jun 2021	End of Project	Valid	-
Wastewater Discharge License				
WT10002994-2024	30 May 2024	31 May 2029	Valid	
Notification of Construction Works under the Air Pollution Control (Construction Dust) Regulation				
438845	31 Oct 2018	End of Project	Notified	-
Chemical Waste Producer Registration				
WPN5213-229-B2526-02	8 Sep 2021	End of Project	Valid	-
Billing Account for Disposal of Construction Waste				
7032430	2 Nov 2018	End of Project	Valid	-
Disposal of Special Waste at Landfills Admission Ticket				
Nil	-	-	-	-
Collection of Public Fill at Public Fill				
TKO137-HY/2014/20-08	1 Jul 2025	31 Dec 2025	Expired during reporting month	-
Construction Noise Permit				
GW-RE0712-25	1 Jul 2025	31 Dec 2025	Expired during reporting month	General Site Activities
GW-RE0798-25	4 Jul 2025	31 Dec 2025	Expired during reporting month	General Activities at Sign Gantry G1
GW-RE1074-25	8 Sep 2025	7 Dec 2025	Expired during reporting month	Junction Improvement Works at Jordan Road and Lin Cheung Road
GW-RE1144-25	22 Sep 2025	20 Dec 2025	Expired during reporting month	Luminance Meter Construction at Junction of Lai Cheung Road and Hoi Wang Road (Stage 1 – 5)
GW-RE1313-25	30 Oct 2025	14 Dec 2025	Expired during reporting month	Sign Gantry Installation at Lin Cheung Road Southbound
GW-RE1311-25	30 Oct 2025	14 Dec 2025	Expired during reporting month	Crossing Ducts laying Works at Lai Cheung Road
GW-RE1369-25	17 Nov 2025	19 Dec 2025	Expired during reporting month	Road Marking Works at Lin Cheung Road Northbound
GW-RE1361-25	17 Nov 2025	31 Dec 2025	Expired during reporting month	Resurfacing and Road Works at Lin Cheung Road Northbound
GW-RE1448-25	1 Dec 2025	31 Dec 2025	Expired during reporting month	Resurfacing at Hoi Wang Road
GW-RE1477-25	4 Dec 2025	21 Dec 2025	Expired during reporting month	Road Marking Works at Yau Ma Tei interchange for Commissioning



## 2. ENVIRONMENTAL STATUS

- 2.1. Environmental permit (EP) conditions under the EIAO, submission status under the EP and implementation status of mitigation measures had been reviewed and implemented on schedule. The status of required submissions under the EP (EP-457/2013/D) as of the reporting period for the Project are summarised in Table 2.1.

Table 2.1 Summary of Status of Required Submission for EP-457/2013/D for the Project

EP Condition (EP-457/2013/D)	Submission	Submission date
Condition 3.4	Monthly EM&A Report (November 2025)	10 December 2025

- 2.2. Details of the major construction activities undertaken in this reporting period are shown in Table 2.2.

Table 2.2 Summary of the Construction Activities Undertaken during the Reporting Month.

Construction activities undertaken	Remarks on progress
• Road Works at Slip Road E & F (VO after opening Bridge B2/C2) at Portion 1A & 1B	• 100% completion
• Outstanding Works at Junction J5 – VO (900mm Storm Drain and Manhole Modification) at Portion 1D	• 95% completion
• Staircase A / Lift A at Segment 5 at Portion 1D	• 90% completion
• Staircase B / Lift B at Segment 8 at Portion 1D	• 75% completion
• Landscaping Works (Tree and Shrub Planting) along Lin Cheung Road at Portion 1B	• 85% completion

- 2.3. The drawing showing the project layout and the location of the monitoring station and environmental sensitive receivers are attached in Appendix A and Appendix K. Co-ordinates of the monitoring location are shown in Table 2.3.

Table 2.3 Summary of the location of the monitoring stations

Monitoring Location	Location ID	Latitude	Longitude
Yau Ma Tei Catholic Primary School (Hoi Wang Road)*	W-A1/ W-N1A	22.31345	114.16409
Man Cheong Building	W-A6	22.308185	114.166033
Hydan Place	W-N18	22.30858	114.170185
Prosperous Garden Block 1	W-N25A	22.309846	114.168072
The Coronation Tower 1	W-P11	22.309824	114.165616

Remark: \*The High Volume Sampler (HVS) at dust impact monitoring location W-A1 had been relocated on 6 Sep 2022 due to installation work of PV panel at Yau Ma Tei Catholic Primary School. The relocation of HVS was approved by ER and agreed with IEC.

### **3. MONITORING RESULTS**

#### **3.1. Monitoring Parameters**

##### **Air Quality**

- 3.1.1. The impact monitoring had been carried out in accordance with section 5.8 of the approved EM&A Manual to determine the 1-hour and 24-hour total suspended particulates (TSP) levels at the monitoring locations in the reporting month.
- 3.1.2. The sampling frequency of at least once in every 6 days, shall be strictly observed at the monitoring stations for 24-hour TSP monitoring. For 1-hour TSP monitoring, the sampling frequency of at least 3 times in every 6 days should be undertaken when the highest dust impact occurs.
- 3.1.3. General meteorological conditions (wind speed, direction and precipitation) and notes regarding any significant adjacent dust producing sources had also been recorded throughout the impact monitoring period.

##### **Noise**

- 3.1.4. Construction noise level shall be measured in terms of the A-weighted equivalent continuous sound pressure level ( $L_{eq}$ ).  $L_{eq}$  (30min) shall be used as the monitoring parameter for the time period between 0700 and 1900 hours on normal weekdays.
- 3.1.5. For all other time periods,  $L_{eq}$  (5min) shall be employed for comparison with the Noise Control Ordinance (NCO) criteria.
- 3.1.6. As supplementary information for data auditing, statistical results such as  $L_{10}$  and  $L_{90}$  shall also be obtained for reference.

#### **3.2. Monitoring Equipment**

##### **Air Quality**

- 3.2.1. 1-hour TSP levels and 24-hour TSP had been measured with direct reading dust meter and High Volume Samplers respectively. It has been demonstrated its capability in achieving comparable results with high volume sampling method as set out in the Title 40 of the Code of Federal Regulations, Chapter 1 (Part 50).
- 3.2.2. The 1-hour TSP meter was calibrated by the manufacturer prior to purchasing. Zero response of the instrument was checked before and after each monitoring event. Operation of the 1-hour TSP meter followed manufacturer's Operation and Service Manual. The 24-hour TSP meter was calibrated against firmware 80570-8100-V1.0.4, annually. Operation of the 24-hour TSP meter followed manufacturer's Operation and Service Manual. Valid calibration certificates of dust monitoring equipment are attached in Appendix H.
- 3.2.3. A summary of the equipment that was deployed for the 24- hour averaged monitoring is shown in Table 3.1. The TSP monitoring was conducted as per the schedule presented in Appendix G.

- 3.2.4. The equipment used for 1-hour TSP and 24-hour TSP measurement and calibration are summarised in Table 3.1

Table 3.1 Construction Dust Monitoring Equipment

Monitoring Parameter	Monitoring Equipment	Serial Number	Date of Calibration
1-hour TSP	LD-5R Digital Dust Indicator	467356	15 Aug 2025
	LD-5R Digital Dust Indicator	467357	15 Aug 2025
	LD-5R Digital Dust Indicator	467358	15 Aug 2025
	LD-5R Digital Dust Indicator	467359	15 Aug 2025
	LD-5R Digital Dust Indicator	882107	15 Aug 2025
24-hour TSP	TE-5170X High Volume Sampler	1084	02 December 2025 and 17 December 2025
	TE-5170X High Volume Sampler	1050	02 December 2025 and 17 December 2025
	TE-5025A Calibration Kit	4166	8 May 2025

### Noise

- 3.2.5. Sound level meter in compliance with the International Electrotechnical Commission Publications 651: 1979 (Type 1) and 804: 1985 (Type 1) specifications has been used for carrying out the noise monitoring. The sound level meter has been checked using an acoustic calibrator. The wind speed and other metrological data has been recorded from Hong Kong Observatory- King's Park meteorological station, along with portable wind speed meter stand by as back up when the information are not available from HKO.
- 3.2.6. Acoustic calibrators and sound level meters using for the monitoring is within the valid period and were calibrated per year. Valid calibration certificate of noise monitoring equipment is attached in Appendix I.
- 3.2.7. The details of equipment using for monitoring are listed in Table 3.2, as below:

Table 3.2 Monitoring Equipment Used in Monitoring

Monitoring Equipment	Serial Number	Date of Calibration
Nti XL2 Sound Level Meter	A2A-09696-E0	07 Feb 2025
Nti XL3 Sound Level Meter	A3A-01229-F0	24 Jul 2025
Nti XL3 Sound Level Meter	A3A-01235-F0	13 May 2025
Rion NC-75 Sound Level Calibrator	35124528	13 Feb 2025
Rion NC-75 Sound Level Calibrator	34724244	11 Jul 2025

- 3.3. Monitoring Methodology and QA/QC results

### Air Quality

- 3.3.1. The 1-hour TSP monitor, portable dust meters (Sibata Digital Dust Indicator Model LD-5R and PC-3A(E) digital dust indicator) was used for the impact monitoring. The 1-hour TSP meters provides a real time 1-hour TSP measurement based on 90° light scattering. Three 1-hour TSP level were logged per every six days.

3.3.2. The 24-hour TSP monitor, High Volume Samplers (Tisch TE-5170X High Volume Air Sampler) were used for the impact monitoring. The 24-hour TSP monitoring consists of the following:

- ◆ The HVS was set at the monitoring location, with electricity supply connected and secured;
- ◆ HVS was calibrated before commencing the 1<sup>st</sup> measurement;
- ◆ The filter paper was weight and provided by HOKLAS lab (Acumen Laboratory and Testing Limited and ALS Technichem (HK) Pty Ltd) before and after the sampling. Certificate of HOKLAS accredited laboratory can be referred to Appendix J;
- ◆ The airflow over time during sampling process was recorded by the HVS.

3.3.3. HVSs was free-standing with no obstruction. The following criteria were considered in the installation of the HVS:

- ◆ Appropriate support to secure the samples against gusty wind needed to be provided the monitoring station;
- ◆ A minimum of 2m separation from walls, parapets and penthouses was required for rooftop samplers;
- ◆ No furnace or incinerator flues was nearby;
- ◆ Airflow around the sampler was unrestricted; and
- ◆ Permission could be obtained to set up the samplers and gain access to the monitoring station.

3.3.4. Preparation of Filter Papers

- ◆ Glass fiber filters were labelled and sufficient filters that were clean and without pinholes were selected;
- ◆ All filters were equilibrated in the conditioning environment for 24 hours before weighing. The conditioning environment temperature was around 25°C and not varied by more than  $\pm 3^{\circ}\text{C}$ ; the relative humidity (RH) was 40%; and
- ◆ Acumen Laboratory and Testing Limited and ALS Technichem (HK) Pty Limited, as HOKLAS accredited laboratory, implemented comprehensive quality assurance and quality control programmes on the filters.

3.3.5. Field Monitoring

- ◆ The power supply was checked to ensure that the HVS was working properly;
- ◆ The filter holder and area surrounding the filter were cleaned;
- ◆ The filter holder was removed by loosening the foul bolts and a new filter, with stamped number upward, on a supporting screen was aligned carefully;
- ◆ The filter was properly aligned on the screen so that the gasket formed an airtight seal on the outer edges of the filter;
- ◆ The swing bolts were fastened to hold the filter holder down to the frame. The pressure applied should be sufficient to avoid air leakage at the edges;
- ◆ The shelter lid was closed and secured with an aluminum strip;
- ◆ The HVS was warmed- up for about 5 minutes to establish run- temperature conditions;



- ◆ A new flow rate record sheet was inserted into the flow recorder;
- ◆ The flow rates of the HVS was checked and adjusted to between  $0.64\text{--}1.52\text{m}^3\text{min}^{-1}$ , which was within the range specified in the EM&A Manual (i.e.  $0.6\text{--}1.7\text{m}^3\text{min}^{-1}$ );
- ◆ The programmable timer was set for a sampling period of 24 hours, and the starting time, weather condition and filter number were recorded;
- ◆ The initial elapsed time was recorded;
- ◆ At the end of sampling, the sampled filter was removed carefully and folded in half so that only surfaces with collected particulate matter were in contact;
- ◆ The filter paper was placed in a clean plastic envelope and sealed; all monitoring information was recorded on a standard data sheet and
- ◆ The filters were sent to (Acumen Laboratory and Testing Ltd and ALS Technichem (HK) Pty Ltd) for analysis.

### 3.3.6. Maintenance and Calibration

- ◆ The HVS and their accessories were maintained in a good working condition. For example, motor brushes were replaced routinely and electrical wiring was checked to ensure a continuous power supply; and
- ◆ The flow rate of each HVS with mass flow controller was calibrated using an orifice calibrator, Initial calibrations of the dust monitoring equipment were conducted upon installation and prior to commissioning. Five- point calibration was carried out for HVS using TE-5025 Calibration Kit. HVS is calibrated bimonthly. The calibration records for the HVS is given in Appendix H.

### 3.3.7. Wind Data Monitoring

- ◆ The wind speed has been recorded from Hong Kong Observatory- King's Park meteorological station, along with portable wind speed meter stand by as back up when the information are not available from HKO.

## Noise

- 3.3.8. All noise measurements by the meter were set to FAST response and on the A-weighted equivalent continuous sound pressure level ( $L_{eq}$ ) in decibels dB(A).  $L_{Aeq(30mins)}$  was used as the monitoring metric for the time period between 0700 –1900 hours on normal weekdays. The measured noise levels were logged every 5 minutes throughout the monitoring period.
- 3.3.9. Prior to the noise measurement, the accuracy of the sound level meter was checked using an acoustic calibrator generating a known sound pressure level at a known frequency. Checking was conducted before and after the monitoring. The calibration level before and after the noise measurement is agreed to within 1.0 dB(A).
- 3.3.10. Noise measurements should not be made in presence of fog, rain, wind with a steady speed exceeding  $5\text{ms}^{-1}$  or wind with gusts exceeding  $10\text{ms}^{-1}$ . The wind speed was checked with a portable wind speed meter capable of measuring with speeds in  $\text{ms}^{-1}$ .

### 3.4. Monitoring Locations

### Air Quality

- 3.4.1. During the site visit, both of the original proposed dust monitoring locations were rejected due to the condition at The Coronation was not favourable for monitoring and the access was declined by the management office of Hong Kong Community College (HKCC) of PolyU. Two alternative air monitoring stations Yau Ma Tei Catholic Primary School (Hoi Wang Road) and Man Cheong Building had been proposed by ET and approved by IEC. 2 designated air monitoring locations were identified and agreed with IEC and EPD. Details of air monitoring stations are described in Table 3.3. The location plan of air quality monitoring stations is shown in Appendix K.

Table 3.3 Location of the Dust Monitoring Stations

<b>Air Quality Monitoring Station</b>	<b>Dust Monitoring Station</b>
W-A1	Yau Ma Tei Catholic Primary School (Hoi Wang Road)
W-A6	Man Cheong Building

### Noise

- 3.4.2. During the site visit, one of the original proposed noise monitoring locations Tak Cheong Building was rejected by the president of the owner's corporation. Alternative noise monitoring station Hydan place had been proposed by ET and approved by IEC. 4 noise sensitive receivers designated noise monitoring locations were identified and agreed with IEC and EPD. The designated monitoring stations are identified and access was granted by the premises. The details of noise monitoring stations are described in Table 3.4 and the location plan of noise monitoring station is shown in Appendix K.

Table 3.4 Noise Monitoring Stations

<b>Noise Monitoring Station</b>	<b>Identified Noise Monitoring Station</b>	<b>Type of Measurement</b>
W-N1A	Yau Ma Tei Catholic Primary School (Hoi Wang Road)	Façade
W-N18	Hydan Place	Façade
W-N25A	Prosperous Garden Block 1	Façade
W-P11	The Coronation Tower 1	Façade

- 3.5. Monitoring date, time, frequency and duration

- 3.5.1. A summary of impact monitoring duration, sampling parameter and frequency is presented in Table 3.5.

Table 3.5 Summary of Impact Monitoring Programme

Impact Monitoring	Duration	Sampling Parameter	Frequency
Dust	1-hour continuous measurement	1-hour TSP	3 times per six days
Dust	24-hour continuous sampling	24-hour TSP	Once per six days
Noise	30-minute continuous measurement	Leq 30 min, L10 and L90 as reference.	Once per week (0700-1900)

### 3.6. Result Summary

#### Air Quality

- 3.6.1. According to our field observations, the major dust source identified at the designated air quality monitoring stations in the reporting month are summarised in Table 3.6.

Table 3.6 Observation at Dust Monitoring Stations

Monitoring Station	Major Dust Source
W-A1	Nearby traffic
W-A6	Nearby traffic

- 3.6.1. Air quality impact monitoring for the reporting month was carried out on 04, 10, 16, 22 and 27 December 2025.
- 3.6.2. The results for 1-hour TSP and 24-hour TSP are summarized in Table 3.7 and Table 3.8. The measurement data and details of influencing factors such as weather conditions and site observation are presented in Appendix L.

Table 3.7 Summary of 1-hour TSP Monitoring Results

Monitoring Location	Range( $\mu\text{g}/\text{m}^3$ )	Action Level( $\mu\text{g}/\text{m}^3$ )	Limit Level( $\mu\text{g}/\text{m}^3$ )
W-A1	22 – 100	319	500
W-A6	26 – 84	306	500

Table 3.8 Summary of 24-hour TSP Monitoring Results

Monitoring Location	Range( $\mu\text{g}/\text{m}^3$ )	Action Level( $\mu\text{g}/\text{m}^3$ )	Limit Level( $\mu\text{g}/\text{m}^3$ )
W-A1	40 – 104	167	260
W-A6	23 – 113	166	260

#### Noise

- 3.6.3. According to our field observations, the major noise source identified at the designated noise monitoring station in the reporting month are summarised in Table 3.9:

Table 3.9 Observation at Noise Monitoring Stations

Monitoring Station	Major Noise Source
W-N1A	Nearby traffic
W-N18	Nearby traffic
W-N25A	Nearby traffic
W-P11	Nearby traffic

3.6.1. The construction noise impact monitoring for the reporting month was carried out on 04, 10, 16, 22 and 27 December 2025.

3.6.2. The result for noise monitoring is summarized in Table 3.10. The measurement data are shown in Appendix M.

Table 3.10 Summary of Noise Monitoring Results

Time Period	Monitoring location	Parameter	Range, dB(A)			Action Level	Limit Level#
			L <sub>eq</sub>	L <sub>10</sub>	L <sub>90</sub>		
Normal working hour from 0700-1900	W-N1A*	L <sub>eq</sub> 30min	54.7 – 60.3	56.0 – 61.1	53.2 – 59.7	When one documented complaint is received	70dB(A) or 65 dB(A) during examination
	W-N18		60.4 – 68.2	62.7 – 70.3	58.2 – 65.6		75dB(A)#
	W-N25A		67.7 – 73.3	70.0 – 76.0	60.5 – 70.5		
	W-P11		63.2 – 66.3	64.2 – 70.5	62.2 – 64.3		

Remarks: 1. # If works are to be carried out during restricted hours, the conditions in the construction noise permit by the Noise Control Authority have to be followed.

2. \* No examinations were scheduled at Yau Ma Tei Catholic Primary School during the reporting month, hence the limit level was 70 dB(A).

### **Waste management**

3.6.3. The waste generated from this Project includes inert C&D materials, and non-inert C&D materials. Non-inert C&D materials are made up of general refuse, vegetative wastes and recyclable wastes such as plastics and paper/cardboard packaging waste. Steel materials generated from the project are also grouped into non-inert C&D materials as the materials were not disposed of with other inert C&D materials. With reference to relevant handling records and trip tickets of this Project, the quantities of different types of waste generated in the reporting month are summarised in Table 3.11. Details of cumulative waste management data are presented as a waste flow table in Appendix N.



Table 3.11 Quantities of waste generated from the Project

Reporting period	Quantity					
	Inert C&D Materials (in ‘tonnes)	Chemical Waste (in ‘000 Kg)	Non-inert C&D Materials			
			Others, e.g. General Refuse disposed at Landfill (in ‘tonnes)	Recycled materials		
				Paper/card board (in ‘000 Kg)	Plastics (in ‘000 Kg)	Metals (in ‘000 Kg )
December 2025	1773.75	0.00	3.13	0.00	0.00	0.00

#### 4. SUMMARY OF COMPLAINTS, NOTIFICATION OF SUMMONS AND PROSECUTIONS

4.1. The Environmental Complaint Handling Procedure is shown in below Table 4.1:

Table 4.1 Environmental Complaint Handling Procedure

Complaint Received via Project Hotline	Complaint Received via 1823 or from other government departments
Contractor notify ER, ET and IEC	ER notify Contractor, ET and IEC
Contractor log complaint and date of receipt onto the complaint database. Contractor, ER and ET to conduct investigation of complaint	
If complaint is considered not valid	If complaint is found valid
ET or ER to reply the complainant if necessary	Contractor to identify and implement remedial measures in consultation with the IEC, ET and ER.
	The ER, ET and IEC to review the effectiveness of the Contractor's remedial measures and the updated situation; ET to undertake additional monitoring and audit to verify the situation if necessary, and oversee that circumstances leading to the complaint do not recur. ER to conduct further inspection as necessary.
If the complaint is referred by the EPD, the Contractor to prepare interim report on the status of the complaint investigation and follow-up actions stipulated above, including the details of the remedial measures and additional monitoring identified or already taken, for submission to EPD within the time frame assigned by the EPD	
The ET to record the details of the complaint, results of the investigation, subsequent actions taken to address the complaint and updated situation including the effectiveness of the remedial measures, supported by regular and additional monitoring results in the monthly EM&A reports	

- 4.2. Should non-compliance of the criteria occur, action in accordance with the Event and Action Plan in Appendix D and Appendix E shall be carried out.
- 4.3. No action Level of construction noise was triggered during the reporting month. No exceedance of Limit Level of construction noise was recorded in the reporting month. No exceedance of the Action and Limit Level of 24-hour TSP and 1-hour TSP was recorded in the reporting month.
- 4.4. No environmental complaint was received in the reporting month.
- 4.5. No non-compliance was reported in the reporting month.
- 4.6. Statistics on complaints, notifications of summons and successful prosecutions are summarized in Appendix O.

## 5. EM&A SITE INSPECTION

- 5.1. Site inspections were carried out on a weekly basis to monitor the implementation of proper environmental pollution control and mitigation measures under the Contract. In the reporting period, five (5) site inspections were carried out on 04, 11, 18, 24 and 31 December 2025, along with bi-weekly inspection of the implementation of landscape and visual mitigation measures conducted on 11 and 24 December 2025.
- 5.2. A joint site inspection with IEC were undertaken on 11 December 2025. Minor deficiency was observed during weekly site inspection. Key observations during the site inspections are summarized in Table 5.1.

Table 5.1 Site Observations

Date	Environmental Observations	Follow-up Status
04 December 2025	Nil.	Nil.
11 December 2025	1. Along the Haul Road, regular water spraying should be applied. 2. At Gate 3, dusty stockpile should be sprayed with water.	1. Additional watering applied. 2. Stockpile was removed.
18 December 2025	1. At Gate 12, housekeeping should be enhanced.	1. Housekeeping improved.
24 December 2025	1. At Lai Cheung Road works area, an excavator was observed without NRMM label. NRM label should be displayed on the machine.	1. NRMM label displayed.
31 December 2025	1. At Lai Cheung Road, stagnant water should be cleared. 2. At Gate 2, chemical container should be removed properly if it is not in use.	1. Stagnant water removed. 2. The chemical in concerned with was removed.

- 5.3. The Contractor had rectified all observations identified during environmental site inspections in the reporting period.
- 5.4. According to the EIA Study Report, Environmental Permit, contract documents and EM&A Manual, the mitigation measures detailed in the documents are implemented as much as practical during the reporting period. An updated Implementation Status of Environmental Mitigation Measures (EMIS) is provided in Appendix F.

## 6. FUTURE KEY ISSUES

6.1. Work to be undertaken in the next reporting month are:

---

### Construction Activities to be undertaken

---

- Outstanding Works at Junction J5 – VO (900mm Storm Drain and Manhole Modification) at Portion 1D
  - Staircase A / Lift A construction at Portion 1D
  - Staircase B / Lift B construction at Portion 1D
  - Landscaping Works (Tree and Shrub Planting) along Lin Cheung Road at Portion 1B
  - Landscaping Works (Soil Laying & Shrub Planting) near Gas Filling Station and Emergency Access Road at Portion 1D
- 

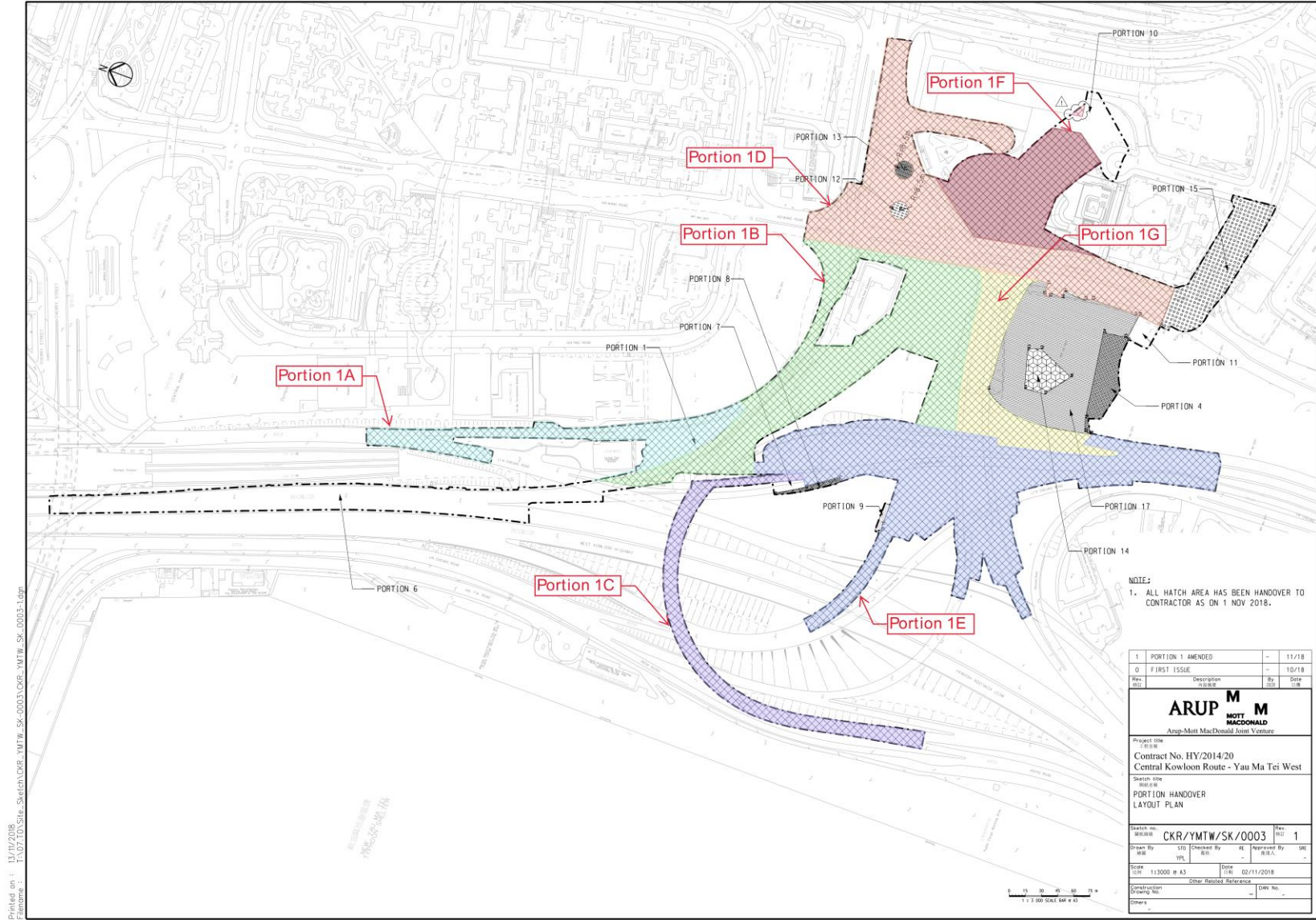
- 6.2. Potential environmental impacts arising from the above construction activities are mainly associated with dust, construction noise and waste management.
- 6.3. The tentative schedule of regular construction noise monitoring, 1-hour TSP and 24-hour TSP monitoring in the next reporting period is presented in Appendix P.
- 6.4. The construction programme for the Project for the next reporting month is presented in Appendix B.

## **7. CONCLUSION AND RECOMMENDATIONS**

- 7.1. This 83<sup>rd</sup> monthly EM&A Report presents the EM&A works undertaken during the period from 1 December 2025 to 31 December 2025 in accordance with the EM&A Manual and the requirement under EP- 457/2013/D.
- 7.2. Air quality (including 1-hour TSP and 24-hour TSP) and noise impact monitoring were carried out in the reporting period.
- 7.3. Weekly environmental site inspections were conducted during the reporting period. A joint site inspection with IEC were carried out on 11 December 2025. Minor deficiency was observed during site inspection and was rectified within the specified deadlines. The environmental performance of the Project was therefore considered satisfactory.
- 7.4. No action Level of construction noise was triggered during the reporting month. No exceedance of Limit Level of construction noise was recorded in the reporting month. No exceedance of the Action and Limit Level of 24-hour TSP and 1-hour TSP was recorded in the reporting month.
- 7.5. No environmental complaint was received in the reporting month.
- 7.6. No non-compliance was reported in the reporting month.
- 7.7. The ET will keep track on the construction works to confirm compliance of environmental requirements and the proper implementation of all necessary mitigation measures.
- 7.8. The Project is tentatively scheduled to be completed in March 2026, with the last EM&A report expected to be submitted in April 2026.

# Appendix A

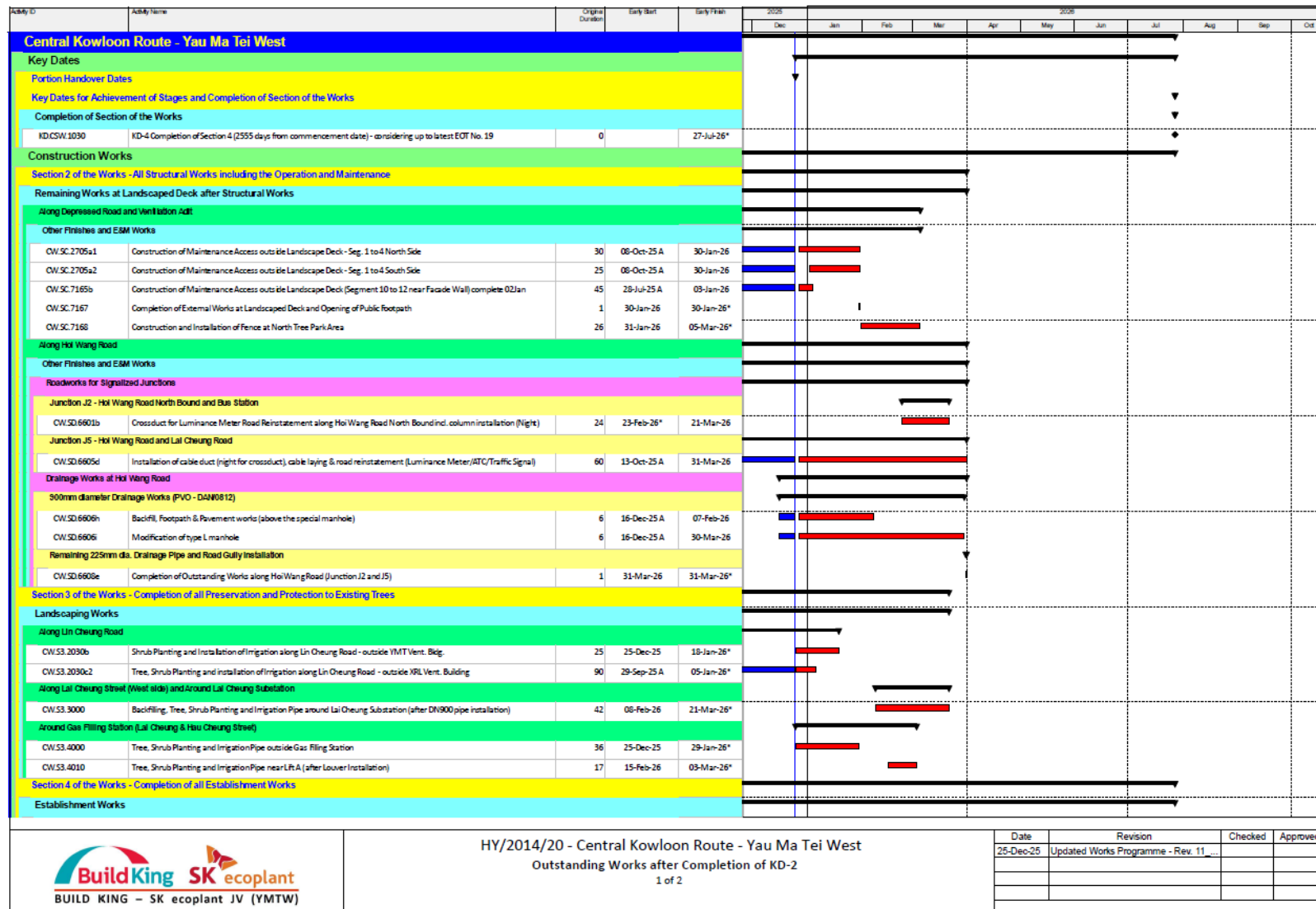
## Alignment and Works Area For the Contract No. HY/2014/20






# Appendix B

## Construction Programme



Activity ID	Activity Name	Original Duration	Early Start	Early Finish	2025												2026			
					Dec	Jan	Feb	Mar	Apr	May	Jun	Jul	Aug	Sep	Oct					
CW.S4.1000	Establishment Works	365	28-Jul-25 A	27-Jul-26																
Completion for Section 4 of the Works																				
CW.S4.COMP	KD-4 Completion for Section 4 of the Works	0		27-Jul-26																
Achievement of Stage D - Completion of All Civil and Structural Works for Landscaped Deck																				
Construction for the Remaining Structure of Western Portal																				
Construction of Realigned Hoi Wang Road (CH SSR 0+000 to CH SSR 0+080) - Segment 5 & 6																				
RC Works																				
Staircase (Escape Route No. 5) and Lift A Construction																				
CW.SD.3140f	Finishes for Staircase (Canopy, Glass Balustrade, Floor Finish and other finishes)	69	27-Sep-25 A	31-Jan-26																
CW.SD.3150b	Glass Panel installation including falsework and Lift Installation	33	04-Nov-25 A	14-Feb-26																
CW.SD.3150c	Testing and Commissioning of Lift A	14	15-Feb-26	28-Feb-26																
CW.SD.3150d	Completion of Staircase A and Lift A	1	28-Feb-26	28-Feb-26*																
Construction of Realigned Hoi Wang Road (Segment 8)																				
RC Works																				
Staircase B and Lift B																				
CW.SD.5750h	Finishes for Staircase (Canopy, Glass Balustrade, Floor Finish and other finishes)	55	26-Nov-25 A	28-Feb-26																
CW.SD.5760c	Glass Panel installation and Lift B Installation	31	10-Dec-25 A	14-Feb-26																
CW.SD.5760d	Testing and Commissioning at Lift B	14	15-Feb-26	28-Feb-26																
CW.SD.5760e	Completion of Staircase B and Lift B	1	28-Feb-26	28-Feb-26*																
Completion of all works incl. E&M works at Slip Road E, F and G																				
Remaining Works at Slip Road E, F and G (Part of KD-2)																				
Slip Road E and F																				
Roadworks at Slip Road E and F (at Abutment Wall & Box Structure E)																				
CW.SF.3155i	Additional Manhole and Drainage Pipe laying (VO) & Footpath construction	22	26-Nov-25 A	07-Feb-26*																



BUILD KING – SK ecoplant JV (YMTW)

HY/2014/20 - Central Kowloon Route - Yau Ma Tei West

Outstanding Works after Completion of KD-2

2 of 2

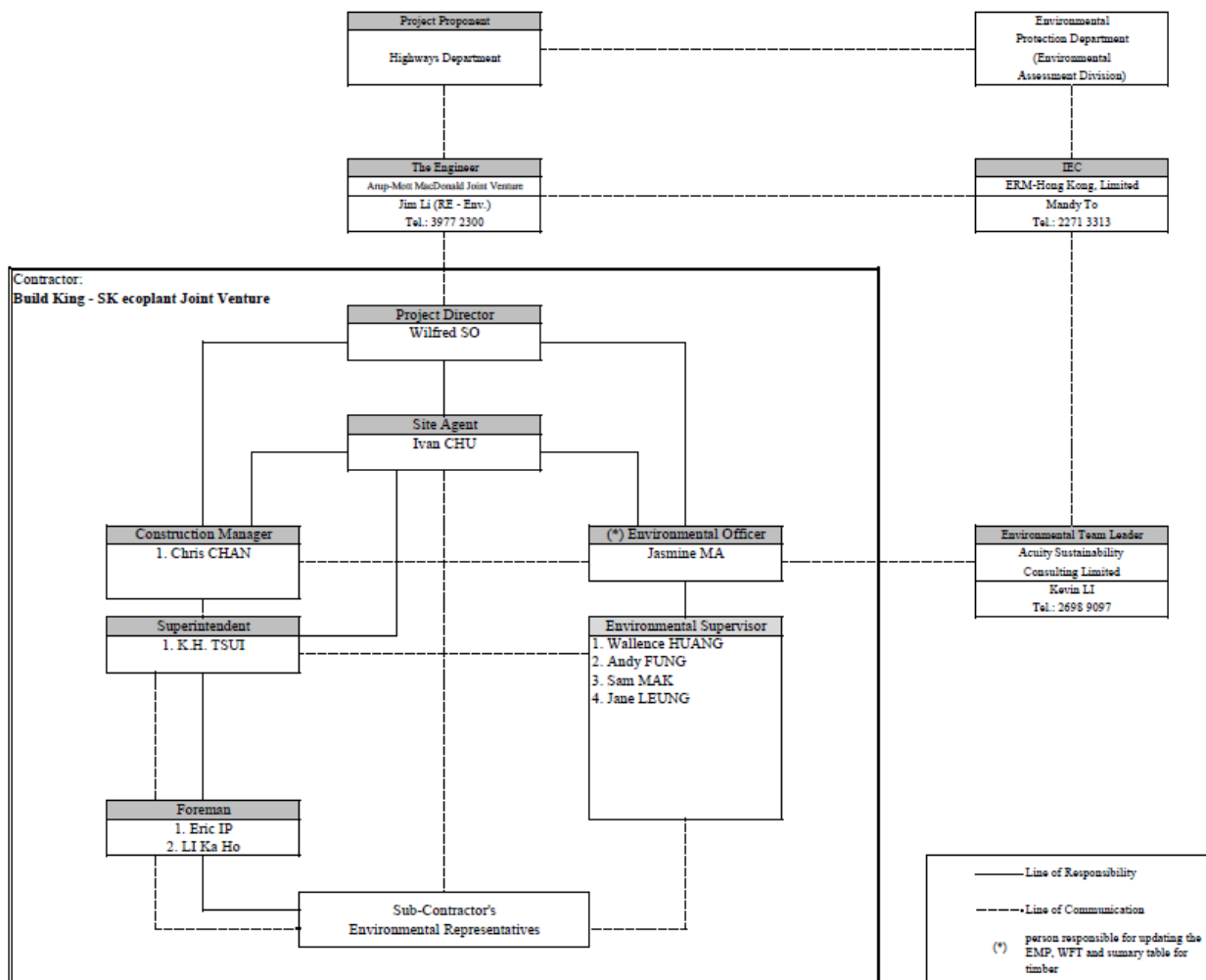
Date	Revision	Checked	Approved
25-Dec-25	Updated Works Programme - Rev. 11		

## Appendix C

### Project Organization Chart

Contract No.: HY/2014/20  
Central Kowloon Route - Yau Ma Tei West  
Environmental Organization Chart

Last Update: 03 Nov 2025



<b>Contact List</b>				
Party	Department / Company	Name of Contact Person	Position	Tel
Project Proponent	Highways Department			
The Engineer	Arup-Mott MacDonald Joint Venture	Jim LI	Resident Engineer - Environmental	3977 2300
Independent Environmental Checker	ERM-Hong Kong, Limited	Mandy TO	IEC	2271 3313
Environmental Team Leader	Acuity Sustainability Consulting Limited	Kevin LI	ETL	2698 9097
Contractor	Build King - SK ecoplant Joint Venture	Wilfred SO	Project Director	3622 8300
		Ivan CHU	Site Agent	3622 8300
		Chris CHAN	Construction Manager	3622 8300
		K.H. TSUI	Superintendent	9090 9052
		Eric IP	Foreman	9603 1445
		LI Ka Ho	Foreman	9023 9310
		Jasmine MA	(*) Environmental Officer	6191 9436
		Wallance HUANG	Environmental Supervisor	9364 1453
		Andy FUNG	Environmental Supervisor	6888 4620
		Sam MAK	Environmental Supervisor	6923 7688
		Jane LEUNG	Environmental Supervisor	9133 9066

# Appendix D

## Dust Event-Action Plan (EAP)

EVENT	ACTION			
	ET	IEC	ER	CONTRACTOR
<b>ACTION LEVEL</b>				
1.Exceedance for one sample	1. Identify source, investigate the causes of exceedance and propose remedial measures; 2. Inform IEC and ER; 3. Repeat measurement to confirm finding; 4. Increase monitoring frequency to daily.	1. Check monitoring data submitted by ET; 2. Check Contractor's working method.	1. Notify Contractor.	1. Rectify any unacceptable practice; 2. Amend working methods if appropriate.
2.Exceedance for two or more consecutive samples	1. Identify source; 2. Inform IEC and ER; 3. Advise the ER on the effectiveness of the proposed remedial measures; 4. Repeat measurements to confirm findings; 5. Increase monitoring frequency to daily; 6. Discuss with IEC and Contractor on remedial actions required; 7. If exceedance continues, arrange meeting with IEC and ER; 8. If exceedance stops, cease additional monitoring.	1. Check monitoring data submitted by ET; 2. Check Contractor's working method; 3. Discuss with ET and Contractor on possible remedial measures; 4. Advise the ET on the effectiveness of the proposed remedial measures; 5. Supervise Implementation of remedial measures.	1. Confirm receipt of notification of failure in writing; 2. Notify Contractor; 3. Ensure remedial measures properly implemented.	1. Submit proposals for remedial to ER within 3 working days of notification; 2. Implement the agreed proposals; 3. Amend proposal if appropriate.
<b>LIMIT LEVEL</b>				
1.Exceedance for one sample	1. Identify source, investigate the causes of exceedance and propose remedial measures; 2. Inform ER, Contractor and	1. Check monitoring data submitted by ET; 2. Check Contractor's working method;	1. Confirm receipt of notification of failure in writing; 2. Notify Contractor;	1. Take immediate action to avoid further exceedance; 2. Submit proposals for remedial actions to IEC



EVENT	ACTION			
	ET	IEC	ER	CONTRACTOR
	EPD; 3. Repeat measurement to confirm finding; 4. Increase monitoring frequency to daily; 5. Assess effectiveness of Contractor's remedial actions and keep IEC, EPD and ER informed of the results.	3. Discuss with ET and Contractor on possible remedial measures; 4. Advise the ER on the effectiveness of the proposed remedial measures; 5. Supervise implementation of remedial measures.	3. Ensure remedial measures properly implemented.	within 3 working days of notification; 3. Implement the agreed proposals; 4. Amend proposal if appropriate.
2.Exceedance for two or more consecutive samples	1. Notify IEC, ER, Contractor and EPD; 2. Identify source; 3. Repeat measurement to confirm findings; 4. Increase monitoring frequency to daily; 5. Carry out analysis of Contractor's working procedures to determine possible mitigation to be implemented; 6. Arrange meeting with IEC and ER to discuss the remedial actions to be taken; 7. Assess effectiveness of Contractor's remedial actions and keep IEC, EPD and ER informed of the results; 8. If exceedance stops, cease additional monitoring.	1. Discuss amongst ER, ET, and Contractor on the potential remedial actions; 2. Review Contractor's remedial actions whenever necessary to assure their effectiveness and advise the ER accordingly; 3. Supervise the implementation of remedial measures.	1. Confirm receipt of notification of failure in writing; 2. Notify Contractor; 3. In consultation with the IEC, agree with the Contractor on the remedial measures to be implemented; 4. Ensure remedial measures properly implemented; 5. If exceedance continues, consider what portion of the work is responsible and instruct the Contractor to stop that portion of work until the exceedance is abated.	1. Take immediate action to avoid further exceedance; 2. Submit proposals for remedial actions to IEC within 3 working days of notification; 3. Implement the agreed proposals; 4. Resubmit proposals if problem still not under control; 5. Stop the relevant portion of works as determined by the ER until the exceedance is abated.

Note:

ET – Environmental Team

ER – Engineer's Representative

IEC –

Independent

Environmental

Checker

## Appendix E

### Noise Event-Action Plan (EAP)

EVENT	ACTION			
	ET	IEC	ER	CONTRACTOR
Action Level	<ol style="list-style-type: none"> <li>1. Identify source, investigate the causes of exceedance and propose remedial measures;</li> <li>2. Notify IEC and Contractor;</li> <li>3. Report the results of investigation to the IEC, ER and Contractor;</li> <li>4. Discuss with the Contractor and formulate remedial measures;</li> <li>5. Increase monitoring frequency to check mitigation effectiveness.</li> </ol>	<ol style="list-style-type: none"> <li>1. Review the analysed results submitted by the ET;</li> <li>2. Review the proposed remedial measures by the Contractor and advise the ER accordingly;</li> <li>3. Supervise the implementation of remedial measures.</li> </ol>	<ol style="list-style-type: none"> <li>1. Confirm receipt of notification of failure in writing;</li> <li>2. Notify Contractor;</li> <li>3. Require Contractor to propose remedial measures for the analysed noise problem;</li> <li>4. Ensure remedial measures are properly implemented</li> </ol>	<ol style="list-style-type: none"> <li>1. Submit noise mitigation proposals to IEC;</li> <li>2. Implement noise mitigation proposals.</li> </ol>
Limit Level	<ol style="list-style-type: none"> <li>1. Identify source;</li> <li>2. Inform IEC, ER, EPD and Contractor;</li> <li>3. Repeat measurements to confirm findings;</li> <li>4. Increase monitoring frequency;</li> <li>5. Carry out analysis of Contractor's working procedures to determine possible mitigation to be implemented;</li> <li>6. Inform IEC, ER and EPD the causes and actions taken for the exceedances;</li> <li>7. Assess effectiveness of Contractor's remedial actions</li> </ol>	<ol style="list-style-type: none"> <li>1. Discuss amongst ER, ET, and Contractor on the potential remedial actions;</li> <li>2. Review Contractors remedial actions whenever necessary to assure their effectiveness and advise the ER accordingly;</li> <li>3. Supervise the implementation of remedial measures.</li> </ol>	<ol style="list-style-type: none"> <li>1. Confirm receipt of notification of failure in writing;</li> <li>2. Notify Contractor;</li> <li>3. Require Contractor to propose remedial measures for the analysed noise problem;</li> <li>4. Ensure remedial measures properly implemented;</li> <li>5. If exceedance continues, consider what portion of the work is responsible and instruct the Contractor to stop that portion of work until the exceedance is</li> </ol>	<ol style="list-style-type: none"> <li>1. Take immediate action to avoid further exceedance;</li> <li>2. Submit proposals for remedial actions to IEC within 3 working days of notification;</li> <li>3. Implement the agreed proposals;</li> <li>4. Resubmit proposals if problem still not under control;</li> <li>5. Stop the relevant portion of works as determined by the ER until the exceedance is abated.</li> </ol>

EVENT	ACTION			
	ET	IEC	ER	CONTRACTOR
	and keep IEC, EPD and ER informed of the results; 8. If exceedance stops, cease additional monitoring.		abated.	

Note:

ET – Environmental Team

IEC – Independent Environmental Checker

ER – Engineer’s Representative

# Appendix F

## Environmental Mitigation Implementation Schedule (EMIS)

Environmental Mitigation Implementation Schedule  
Contract No. HY/2014/20 (Yau Ma Tei West)

EIA Ref.	EM&A Log Ref.	Recommended Mitigation Measures	Objectives of the Recommended Measures & Main Concerns to address	Implementation Agent	Location / Timing	Implementation Stage	Requirements and/ or standards to be achieved	Implementation Status
Construction Dust Impact								
S4.3.10	D1	The contractor shall follow the procedures and requirements given in the Air Pollution Control (Construction Dust) Regulation	Minimize dust impact at the nearby sensitive receivers	Contractor	All construction sites	Construction stage	<ul style="list-style-type: none"> <li>• APCO</li> <li>• To control the dust impact To meet HKAQO and TM-EIA criteria</li> </ul>	<ul style="list-style-type: none"> <li>• Implemented</li> </ul>
S4.3.10	D2	<ul style="list-style-type: none"> <li>• Mitigation measures in form of regular watering under a good site practice should be adopted. Watering once per hour on exposed worksites and haul road should be conducted to achieve dust removal efficiencies of 91.7%. While the above watering frequencies are to be followed, the extent of watering may vary depending on actual site conditions but should be sufficient to maintain an equivalent intensity of no less than 1.3 L/m<sup>2</sup> to achieve the dust removal efficiency.</li> </ul>	Minimize dust impact at the nearby sensitive receivers	Contractor	All construction sites	Construction stage	<ul style="list-style-type: none"> <li>• APCO</li> <li>• To control the dust impact To meet HKAQO and TM-EIA criteria</li> </ul>	<ul style="list-style-type: none"> <li>• Implemented, deficiency rectified after observation</li> </ul>
S4.3.10	D3	<ul style="list-style-type: none"> <li>• Proper watering at exposed spoil should be undertaken throughout the construction phase;</li> <li>• Any excavated or stockpile of dusty material should be covered entirely by impervious sheeting or sprayed with water to maintain the entire surface wet and then removed or backfilled or reinstated where practicable within 24 hours of the excavation or unloading;</li> <li>• Any dusty materials remaining after a stockpile is removed should be wetted with water and cleared from the surface of roads;</li> <li>• A stockpile of dusty material should not be extended</li> </ul>	Minimize dust impact at the nearby sensitive receivers	Contractor	All construction sites	Construction stage	<ul style="list-style-type: none"> <li>• APCO</li> <li>• To control the dust impact To meet HKAQO and TM-EIA criteria</li> </ul>	<ul style="list-style-type: none"> <li>• Implemented, deficiency rectified after observation</li> </ul>

Environmental Mitigation Implementation Schedule  
Contract No. HY/2014/20 (Yau Ma Tei West)

EIA Ref.	EM&A Log Ref.	Recommended Mitigation Measures	Objectives of the Recommended Measures & Main Concerns to address	Implementation Agent	Location / Timing	Implementation Stage	Requirements and/ or standards to be achieved	Implementation Status
		<p>beyond the pedestrian barriers, fencing or traffic cones;</p> <ul style="list-style-type: none"> <li>•The load of dusty materials on a vehicle leaving a construction site should be covered entirely by impervious sheeting to ensure that the dusty materials do not leak from the vehicle.</li> <li>•Where practicable, vehicle washing facilities with high pressure water jet should be provided at every discernible or designated vehicle exit point. The area where vehicle washing takes place and the road section between the washing facilities and the exit point should be paved with concrete, bituminous materials or hardcores;</li> <li>•When there are open excavation and reinstatement works, hoarding of not less than 2.4m high should be provided and properly maintained as far as practicable along the site boundary with provision for public crossing. Good site practice shall also be adopted by the Contractor to ensure the conditions of the hoardings are properly maintained throughout the construction period;</li> <li>•The portion of any road leading only to construction site that is within 30m of a vehicle entrance or exit should be kept clear of dusty materials;</li> <li>•Surfaces where any pneumatic or power-driven drilling, cutting, polishing or other mechanical breaking operation takes place should be sprayed with water or a dust suppression chemical continuously;</li> <li>•Any area that involves demolition activities should be</li> </ul>						

Environmental Mitigation Implementation Schedule  
Contract No. HY/2014/20 (Yau Ma Tei West)

EIA Ref.	EM&A Log Ref.	Recommended Mitigation Measures	Objectives of the Recommended Measures & Main Concerns to address	Implementation Agent	Location / Timing	Implementation Stage	Requirements and/ or standards to be achieved	Implementation Status
		<p>sprayed with water or a dust suppression chemical immediately prior to, during and immediately after the activities so as to maintain the entire surface wet;</p> <ul style="list-style-type: none"> <li>Any skip hoist for material transport should be totally enclosed by impervious sheeting;</li> <li>Every stock of more than 20 bags of cement or dry-pulverised fuel ash (PFA) should be covered entirely by impervious sheeting or placed in an area sheltered on the top and the 3 sides;</li> <li>Loading, unloading, transfer, handling or storage of bulk cement or dry PFA should be carried out in a totally enclosed system or facility, and any vent or exhaust should be fitted with an effective fabric filter or equivalent air pollution control system</li> <li>Exposed earth should be properly treated by compaction, turfing, hydroseeding, vegetation planting or sealing with latex, vinyl, bitumen, shotcrete or other suitable surface stabilizer within six months after the last construction activity on the construction site or part of the construction site where the exposed earth lies.</li> </ul>						
S4.3.10	D6	Implement regular dust monitoring under EM&A programme during the construction stage.	Monitoring of dust impact	Contractor	Selected rep. dust monitoring station	Construction stage	<ul style="list-style-type: none"> <li>TM-EIA</li> </ul>	<ul style="list-style-type: none"> <li>Implemented</li> </ul>
Construction Noise (Airborne)								



Environmental Mitigation Implementation Schedule  
Contract No. HY/2014/20 (Yau Ma Tei West)

EIA Ref.	EM&A Log Ref.	Recommended Mitigation Measures	Objectives of the Recommended Measures & Main Concerns to address	Implementation Agent	Location / Timing	Implementation Stage	Requirements and/or standards to be achieved	Implementation Status
S5.4.1	N1	Implement the following good site practices: <ul style="list-style-type: none"> <li>Only well-maintained plant should be operated on-site and plant should be serviced regularly during the construction programme;</li> <li>Machines and plant (such as trucks, cranes) that may be in intermittent use should be shut down between work periods or should be throttled down to a minimum;</li> <li>Plant known to emit noise strongly in one direction, where possible, be orientated so that the noise is directed away from nearby NSRs;</li> <li>Silencers or mufflers on construction equipment should be properly fitted and maintained during the construction works;</li> <li>Mobile plant should be sited as far away from NSRs as possible and practicable;</li> <li>Material stockpiles, mobile container site office and other structures should be effectively utilized, where practicable, to screen noise from on-site construction activities.</li> </ul>	Control construction airborne noise	Contractor	All construction sites	Construction stage	<ul style="list-style-type: none"> <li>Annex 5, TM-EIAO</li> </ul>	<ul style="list-style-type: none"> <li>Implemented</li> </ul>
S5.4.1	N2	Install temporary hoarding located on the site boundaries between noisy construction activities and NSRs. The conditions of hoardings shall be properly maintained throughout the construction period.	Reduce the construction noise levels at low-level zone of NSRs through partial screening	Contractor	All construction sites	Construction stage	<ul style="list-style-type: none"> <li>Annex 5, TM-EIAO</li> </ul>	<ul style="list-style-type: none"> <li>Implemented</li> </ul>
S5.4.1	N3	Install movable noise barriers (typical design is wooden framed barrier with a small-cantilevered on a skid footing with 25mm thick internal sound absorptive lining), acoustic mat or full enclosure,	Screen the noisy plant items to be used at all construction	Contractor	All construction sites where practicable	Construction stage	<ul style="list-style-type: none"> <li>Annex 5, TM-EIAO</li> </ul>	<ul style="list-style-type: none"> <li>Implemented</li> </ul>

Environmental Mitigation Implementation Schedule  
Contract No. HY/2014/20 (Yau Ma Tei West)

EIA Ref.	EM&A Log Ref.	Recommended Mitigation Measures	Objectives of the Recommended Measures & Main Concerns to address	Implementation Agent	Location / Timing	Implementation Stage	Requirements and/ or standards to be achieved	Implementation Status
		screen the noisy plants including air compressors, generators and handheld breakers, etc.	sites					
S5.4.1	N4	Use 'Quiet plant'	Reduce the noise levels of plant items	Contractor	All construction sites where practicable	Construction stage	• Annex 5, TM-EIAO	• Implemented
S5.4.1	N5	Loading/ unloading activities should be carried out inside the full enclosure of mucking out points.	Reduce the noise levels of loading/ unloading activities	Contractor	Mucking out locations	Construction stage	• Annex 5, TM-EIAO	• Implemented
S5.4.1	N6	Sequencing operation of construction plants where practicable.	Operate sequentially within the same work site to reduce the construction airborne noise	Contractor	All construction sites where practicable	Construction stage	• Annex 5, TM-EIAO	• Implemented
S5.4.1	N7	Implement a noise monitoring programme under EM&A programme.	Monitor the construction noise levels at the selected representative locations	Contractor	Selected rep. noise monitoring station	Construction stage	• TM-EIAO	• Implemented
Water Quality (Construction Phase)								
S6.9.1.1	W1	In accordance with the Practice Note for Professional Persons on Construction Site Drainage, Environmental Protection Department, 1994 (ProPECC PN1/94), construction phase mitigation measures shall include	To minimize water quality impact from the construction site	Contractor	All construction sites where practicable	Construction stage	• Water Pollution Control Ordinance	• Implemented, deficiency rectified after observation

Environmental Mitigation Implementation Schedule  
Contract No. HY/2014/20 (Yau Ma Tei West)

EIA Ref.	EM&A Log Ref.	Recommended Mitigation Measures	Objectives of the Recommended Measures & Main Concerns to address	Implementation Agent	Location / Timing	Implementation Stage	Requirements and/ or standards to be achieved	Implementation Status
		<p>the following:</p> <p><u>Construction Runoff</u></p> <ul style="list-style-type: none"> <li>At the start of site establishment, perimeter cut-off drains to direct off-site water around the site should be constructed with internal drainage works and erosion and sedimentation control facilities implemented. Channels (both temporary and permanent drainage pipes and culverts), earth bunds or sand bag barriers should be provided on site to direct stormwater to silt removal facilities. The design of the temporary on-site drainage system will be undertaken by the contractor prior to the commencement of construction;</li> <li>The dikes or embankments for flood protection should be implemented around the boundaries of earthwork areas. Temporary ditches should be provided to facilitate the runoff discharge into an appropriate watercourse, through a silt/ sediment trap. The sediment/ silt traps should be incorporated in the permanent drainage channels to enhance deposition rates;</li> <li>The design of efficient silt removal facilities should be based on the guidelines in Appendix A1 of ProPECC PN 1/94, which states that the retention time for silt/ sand traps should be 5 minutes under maximum flow conditions. Sizes may vary depending upon the flow rate, but for a flow rate of 0.1 m<sup>3</sup>/s a sedimentation basin of 30 m<sup>3</sup> would be required and for a flow rate of 0.5 m<sup>3</sup>/s the</li> </ul>	runoff and general construction activities				<ul style="list-style-type: none"> <li>ProPECC PN 1/94</li> <li>TM-EIAO</li> <li>TM-DSS</li> </ul>	

Environmental Mitigation Implementation Schedule  
Contract No. HY/2014/20 (Yau Ma Tei West)

EIA Ref.	EM&A Log Ref.	Recommended Mitigation Measures	Objectives of the Recommended Measures & Main Concerns to address	Implementation Agent	Location / Timing	Implementation Stage	Requirements and/ or standards to be achieved	Implementation Status
		<p>basin would be 150 m<sup>3</sup>. The detailed design of the sand/ silt traps shall be undertaken by the contractor prior to the commencement of construction;</p> <ul style="list-style-type: none"> <li>• All exposed earth areas should be completed and vegetated as soon as possible after earthworks have been completed, or alternatively, within 14 days of the cessation of earthworks where practicable. Exposed slope surfaces should be covered by tarpaulin or other means;</li> <li>• The overall slope of the site should be kept to a minimum to reduce the erosive potential of surface water flows, and all traffic areas and access roads protected by coarse stone ballast. An additional advantage accruing from the use of crushed stone is the positive traction gained during prolonged periods of inclement weather and the reduction of surface sheet flows;</li> <li>• All drainage facilities and erosion and sediment control structures should be regularly inspected and maintained to ensure proper and efficient operation at all times and particularly following rainstorms. Deposited silt and grit should be removed regularly and disposed of by spreading evenly over stable, vegetated areas;</li> <li>• Measures should be taken to minimize the ingress of site drainage into excavations. If the excavation of trenches in wet periods is necessary, they should be dug and backfilled in short sections wherever practicable. Water pumped out from trenches or</li> </ul>						

Environmental Mitigation Implementation Schedule  
Contract No. HY/2014/20 (Yau Ma Tei West)

EIA Ref.	EM&A Log Ref.	Recommended Mitigation Measures	Objectives of the Recommended Measures & Main Concerns to address	Implementation Agent	Location / Timing	Implementation Stage	Requirements and/ or standards to be achieved	Implementation Status
		<p>foundation excavations should be discharged into storm drains via silt removal facilities;</p> <ul style="list-style-type: none"> <li>Open stockpiles of construction materials (for example, aggregates, sand and fill material) of more than 50m<sup>3</sup> should be covered with tarpaulin or similar fabric during rainstorms. Measures should be taken to prevent the washing away of construction materials, soil, silt or debris into any drainage system;</li> <li>Manholes should always be adequately covered and temporarily sealed so as to prevent silt, construction materials or debris being washed into the drainage system and storm runoff being directed into foul sewers;</li> <li>Precautions be taken at any time of year when rainstorms are likely, actions to be taken when a rainstorm is imminent or forecasted, and actions to be taken during or after rainstorms are summarized in Appendix A2 of ProPECC PN 1/94. Particular attention should be paid to the control of silty surface runoff during storm events, especially for areas located near steep slopes;</li> <li>All vehicles and plant should be cleaned before leaving a construction site to ensure no earth, mud, debris and the like is deposited by them on roads. An adequately designed and site wheel washing facilities should be provided at every construction site exit where practicable. Wash-water should have sand and silt settled out and removed at least on a weekly basis to ensure the</li> </ul>						

Environmental Mitigation Implementation Schedule  
Contract No. HY/2014/20 (Yau Ma Tei West)

EIA Ref.	EM&A Log Ref.	Recommended Mitigation Measures	Objectives of the Recommended Measures & Main Concerns to address	Implementation Agent	Location / Timing	Implementation Stage	Requirements and/or standards to be achieved	Implementation Status
		<p>continued efficiency of the process. The section of access road leading to, and exiting from, the wheel wash bay to the public road should be paved with sufficient backfall toward the wheel wash bay to prevent vehicle tracking of soil and silty water to public roads and drains;</p> <ul style="list-style-type: none"> <li>Oil interceptors should be provided in the drainage system downstream of any oil/ fuel pollution sources. The oil interceptors should be emptied and cleaned regularly to prevent the release of oil and grease into the storm water drainage system after accidental spillage. A bypass should be provided for the oil interceptors to prevent flushing during heavy rain;</li> <li>Construction solid waste, debris and rubbish on site should be collected, handled and disposed of properly to avoid water quality impacts;</li> <li>All fuel tanks and storage areas should be provided with locks and sited on sealed areas, within bunds of a capacity equal to 110% of the storage capacity of the largest tank to prevent spilled fuel oils from reaching water sensitive receivers nearby;</li> <li>Adopt best management practices;</li> <li>All earth works should be conducted sequentially to limit the amount of construction runoff generated from exposed areas during the wet season (April to December) as far as practicable.</li> </ul>						

Environmental Mitigation Implementation Schedule  
Contract No. HY/2014/20 (Yau Ma Tei West)

EIA Ref.	EM&A Log Ref.	Recommended Mitigation Measures	Objectives of the Recommended Measures & Main Concerns to address	Implementation Agent	Location / Timing	Implementation Stage	Requirements and/ or standards to be achieved	Implementation Status
S6.9.1.2	W2	<u>Tunneling Works and Underground Works</u> <ul style="list-style-type: none"> <li>Cut-&amp;-cover tunneling work should be conducted sequentially to limit the amount of construction runoff generated from exposed areas during the wet season (April to December) as far as practicable.</li> <li>Uncontaminated discharge should pass through sedimentation tanks prior to off-site discharge;</li> <li>The wastewater with a high concentration of SS should be treated (e.g. by sedimentation tanks with sufficient retention time) before discharge. Oil interceptors would also be required to remove the oil, lubricants and grease from the wastewater;</li> <li>Direct discharge of the bentonite slurry (as a result of D-wall) is not allowed. It should be reconditioned and reused wherever practicable. Temporary storage locations (typically a properly closed warehouse) should be provided on site for any unused bentonite that needs to be transported away after all the related construction activities area completed. The requirements in ProPECC PN 1/94 should be adhered to in the handling and disposal of bentonite slurries.</li> </ul>	To minimize construction water quality impact from tunneling works	Contractor	All tunneling portion	Construction stage	<ul style="list-style-type: none"> <li>Water Pollution Control Ordinance</li> <li>ProPECC PN 1/94</li> <li>TM-DSS</li> <li>TM-EIAO</li> </ul>	<ul style="list-style-type: none"> <li>N/A</li> </ul>
S6.9.1.3	W3	<u>Sewage Effluent</u> <ul style="list-style-type: none"> <li>Portable chemical toilets and sewage holding tanks are recommended for handling the construction sewage generated by the workforce. A licensed contractor should be employed to provide</li> </ul>	To minimize water quality from sewage effluent	Contractor	All construction sites where practicable	Construction stage	<ul style="list-style-type: none"> <li>Water Pollution Control Ordinance</li> <li>TM-DSS</li> </ul>	<ul style="list-style-type: none"> <li>Implemented</li> </ul>

Environmental Mitigation Implementation Schedule  
Contract No. HY/2014/20 (Yau Ma Tei West)

EIA Ref.	EM&A Log Ref.	Recommended Mitigation Measures	Objectives of the Recommended Measures & Main Concerns to address	Implementation Agent	Location / Timing	Implementation Stage	Requirements and/ or standards to be achieved	Implementation Status
		appropriate and adequate portable toilets and be responsible for appropriate disposal and maintenance.						
S6.9.1.5	W4	<p><u>Groundwater from Potential Contaminated Area:</u></p> <ul style="list-style-type: none"> <li>No direct discharge of groundwater from contaminated areas should be adopted.</li> <li>A discharge license under the WPCO through the Regional Office of EPD for groundwater discharge should be applied. Prior to the excavation works within these potentially contaminated areas, the groundwater quality should be reviewed during the process of discharge license application. The compliance to the Technical Memorandum on Standards for Effluents Discharged into Drainage on Sewerage Systems, Inland and Coastal Waters (TM-DSS) and the existence of prohibited substance should be confirmed. If the review results indicated that the groundwater to be generated from the excavation works would be contaminated, the contaminated groundwater should be either properly treated in compliance with the requirements of the TM-DSS or properly recharged into the ground.</li> <li>If wastewater treatment is deployed, the wastewater treatment unit shall deploy suitable treatment process (e.g. oil interceptor / activated carbon) to reduce the pollution level to an</li> </ul>	To minimize groundwater quality impact from contaminated area	Contractor	Excavation areas where contamination is found	Construction stage	<ul style="list-style-type: none"> <li>Water Pollution Control Ordinance</li> <li>TM-DSS</li> <li>TM-EIAO</li> </ul>	<ul style="list-style-type: none"> <li>Implemented</li> </ul>



Environmental Mitigation Implementation Schedule  
Contract No. HY/2014/20 (Yau Ma Tei West)

EIA Ref.	EM&A Log Ref.	Recommended Mitigation Measures	Objectives of the Recommended Measures & Main Concerns to address	Implementation Agent	Location / Timing	Implementation Stage	Requirements and/or standards to be achieved	Implementation Status
		<p>acceptable standard and remove any prohibited substances (e.g. TPH) to undetectable range. All treated effluent from wastewater treatment plant shall meet the requirements as stated in TM-DSS and should be discharged into the foul sewers.</p> <ul style="list-style-type: none"> <li>If groundwater recharging wells are deployed, recharging wells should be installed as appropriate for recharging the contaminated groundwater back into the ground. The recharging wells should be selected at places where the groundwater quality will not be affected by the recharge operation as indicated in the Section 2.3 of TM-DSS. The baseline groundwater quality shall be determined prior to the selection of the recharge wells, and submit a working plan (including the laboratory analytical results showing the quality of groundwater at the proposed recharge location(s) as well as the pollutant levels of groundwater to be recharged) to EPD for agreement. Pollution levels of groundwater to be recharged shall not be higher than pollutant levels of ambient groundwater at the recharge well. Prior to recharge, any prohibited substances such as TPH products should be removed as necessary by installing the petrol interceptor.</li> </ul>						
S6.9.1.6	W6	<p><u>Accidental Spillage</u></p> <p>In order to prevent accidental spillage of chemicals, the following is recommended:</p>	To minimize water quality impact from accidental	Contractor	All construction site where practicable	Construction stage	<ul style="list-style-type: none"> <li>Water Pollution Control Ordinance</li> </ul>	<ul style="list-style-type: none"> <li>Implemented</li> </ul>

Environmental Mitigation Implementation Schedule  
Contract No. HY/2014/20 (Yau Ma Tei West)

EIA Ref.	EM&A Log Ref.	Recommended Mitigation Measures	Objectives of the Recommended Measures & Main Concerns to address	Implementation Agent	Location / Timing	Implementation Stage	Requirements and/ or standards to be achieved	Implementation Status
		<ul style="list-style-type: none"> <li>All the tanks, containers, storage area should be bunded and the locations should be locked as far as possible from the sensitive watercourse and stormwater drains;</li> <li>The Contractor should register as a chemical waste producer if chemical wastes would be generated. Storage of chemical waste arising from the construction activities should be stored with suitable labels and warnings.</li> </ul> <p>Disposal of chemical wastes should be conducted in compliance with the requirements as stated in the Waste Disposal (Chemical Waste) (General) Regulation.</p>	spillage				<ul style="list-style-type: none"> <li>ProPECC PN 1/94</li> <li>TM-EIAO</li> <li>TM-DSS</li> </ul>	
Waste Management (Construction Waste)								
S7.4.1	WM1	<p><u>On-site sorting of C&amp;D material</u></p> <ul style="list-style-type: none"> <li>Geological assessment should be carried out by competent persons on site during excavation to identify materials which are not suitable to use as aggregate in structural concrete (e.g. volcanic rock, Aplite dyke rock, etc.). Volcanic rock and Aplite dyke rock should be separated at the source sites as far as practicable and stored at designated stockpile area preventing them from delivering to crushing facilities. The crushing plant operator should also be reminded to set up measures to prevent unsuitable rock from ending up at concrete batching plants and be turned into concrete for</li> </ul>	Separation of unsuitable rock from ending up at concrete batching plants and be turned into concrete for structural use	Contractor	All construction sites	Construction stage	<ul style="list-style-type: none"> <li>DEVB (W) No. 6/2010</li> </ul>	<ul style="list-style-type: none"> <li>N/A</li> </ul>

Environmental Mitigation Implementation Schedule  
Contract No. HY/2014/20 (Yau Ma Tei West)

EIA Ref.	EM&A Log Ref.	Recommended Mitigation Measures	Objectives of the Recommended Measures & Main Concerns to address	Implementation Agent	Location / Timing	Implementation Stage	Requirements and/ or standards to be achieved	Implementation Status
		structural use. Details regarding control measures at source site and crushing facilities should be submitted by the Contractor for the Engineer to review and agree. In addition, site records should also be kept for the types of rock materials excavated and the traceability of delivery will be ensured with the implementation of Trip Ticket System and enforced by site supervisory staff as stipulated under DEVB TC(W) No. 6/2010 for tracking of the correct delivery to the rock crushing facilities for processing into aggregates. Alternative disposal option for the reuse of volcanic rock and Aplite Dyke rock, etc. should be explored.						
S7.5.1	WM2	<u>Construction and Demolition Material</u> <ul style="list-style-type: none"> <li>• Maintain temporary stockpiles and reuse excavated fill material for backfilling and reinstatement;</li> <li>• Carry out on-site sorting;</li> <li>• Make provisions in the Contract documents to allow and promote the use of recycled aggregates where appropriate;</li> <li>• Adopt 'selective demolition' technique to demolish the existing structures and facilities with a view to recovering broken concrete effectively for recycling purpose, where possible;</li> <li>• Implement a trip-ticket system for each works contract to ensure that the disposal of C&amp;D materials are properly documented and verified; and</li> <li>• Implement an enhanced Waste Management Plan</li> </ul>	Good site practice to minimize the waste generation and recycle the C&D materials as far as practicable so as to reduce the amount for final disposal	Contractor	All construction sites	Construction stage	<ul style="list-style-type: none"> <li>• Land (Miscellaneous Provisions) Ordinance</li> <li>• Waste Disposal Ordinance</li> <li>• ETWB TCW No. 19/2005</li> </ul>	<ul style="list-style-type: none"> <li>• Implemented</li> </ul>

Environmental Mitigation Implementation Schedule  
Contract No. HY/2014/20 (Yau Ma Tei West)

EIA Ref.	EM&A Log Ref.	Recommended Mitigation Measures	Objectives of the Recommended Measures & Main Concerns to address	Implementation Agent	Location / Timing	Implementation Stage	Requirements and/ or standards to be achieved	Implementation Status
		similar to ETWBTC (Works) No. 19/2005 – “Environmental Management on Construction Sites” to encourage on-site sorting of C&D materials and to minimize their generation during the course of construction.						
S7.5.1	WM3	<u>C&amp;D Waste</u> <ul style="list-style-type: none"> <li>Standard formwork or pre-fabrication should be used as far as practicable in order to minimize the arising of C&amp;D materials. The use of more durable formwork or plastic facing for the construction works should be considered. Use of wooden hoardings should not be used, as in other projects. Metal hoarding should be used to enhance the possibility of recycling. The purchasing of construction materials will be carefully planned in order to avoid over ordering and wastage;</li> <li>The Contractor should recycle as much of the C&amp;D materials as possible on-site. Public fill and C&amp;D waste should be segregated and stored in different containers or skips to enhance reuse or recycling of materials and their proper disposal. Where practicable, concrete and masonry can be crushed and used as fill. Steel reinforcement bar can be used by scrap steel mills. Different areas of the sites should be considered for such segregation and storage.</li> </ul>	Good site practice to minimize the waste generation and recycle the C&D materials as far as practicable so as to reduce the amount for final disposal	Contractor	All construction sites	Construction stage	<ul style="list-style-type: none"> <li>Land (Miscellaneous Provisions) Ordinance</li> <li>Waste Disposal Ordinance</li> <li>ETWB TCW No. 19/2005</li> </ul>	<ul style="list-style-type: none"> <li>Implemented</li> </ul>
S7.5.1	WM5	<u>Land-based Sediment</u> <ul style="list-style-type: none"> <li>All construction plant and equipment shall be designed and maintained to minimize the risk of silt, sediments, contaminants or other pollutants</li> </ul>	To control pollution due to marine sediment	Contractor	Along CKR alignment	Construction stage	<ul style="list-style-type: none"> <li>ETWB TCW No. 34/2002</li> </ul>	<ul style="list-style-type: none"> <li>Implemented</li> </ul>

Environmental Mitigation Implementation Schedule  
Contract No. HY/2014/20 (Yau Ma Tei West)

EIA Ref.	EM&A Log Ref.	Recommended Mitigation Measures	Objectives of the Recommended Measures & Main Concerns to address	Implementation Agent	Location / Timing	Implementation Stage	Requirements and/ or standards to be achieved	Implementation Status
		<p>being released into the water column or deposited in the locations other than designated location;</p> <ul style="list-style-type: none"> <li>• All vessels shall be sized such that adequate draft is maintained between vessels and the sea bed at all states of the tide to ensure that undue turbidity is not generated by turbulence from vessel movement or propeller wash;</li> <li>• Before moving the vessels which are used for transporting dredged material, excess material shall be cleaned from the decks and exposed fittings of vessels and the excess materials shall never be dumped into the sea except at the approved locations;</li> <li>• Adequate freeboard shall be maintained on barges to ensure that decks are not washed by wave action.</li> <li>• The Contractors shall monitor all vessels transporting material to ensure that no dumping outside the approved location takes place. The Contractor shall keep and produce logs and other records to demonstrate compliance and that journeys are consistent with designated locations and copies of such records shall be submitted to the engineers;</li> <li>• The Contractors shall comply with the conditions in the dumping licence.</li> <li>• All bottom dumping vessels (Hopper barges) shall be fitted with tight fittings seals to their bottom openings to prevent leakage of material;</li> <li>• The material shall be placed into the disposal pit by</li> </ul>						

Environmental Mitigation Implementation Schedule  
Contract No. HY/2014/20 (Yau Ma Tei West)

EIA Ref.	EM&A Log Ref.	Recommended Mitigation Measures	Objectives of the Recommended Measures & Main Concerns to address	Implementation Agent	Location / Timing	Implementation Stage	Requirements and/or standards to be achieved	Implementation Status
		bottom dumping; <ul style="list-style-type: none"> <li>Contaminated marine mud shall be transported by spit barge of not less than 750m3 capacity and capable of rapid opening and discharge at the disposal site;</li> <li>Discharge shall be undertaken rapidly and the hoppers shall be closed immediately. Material adhering to the sides of the hopper shall not be washed out of the hopper and the hopper shall remain closed until the barge returns to the disposal site.</li> <li>For Type 3 special disposal treatment, sealing of contaminant with geosynthetic containment before dropping designated mud pit would be a possible arrangement. A geosynthetic containment method is a method whereby the sediments are sealed in geosynthetic containers and, the containers would be dropped into the designated contaminated mud pit where they would be covered by further mud disposal and later by the mud pit capping at the disposal site, thereby fulfilling the requirements for fully confined mud disposal.</li> </ul>						
S7.5.1	WM6	<u>Chemical Waste</u> <ul style="list-style-type: none"> <li>Chemical waste that is produced, as defined by Schedule 1 of the Waste Disposal (Chemical Waste) (General) Regulation, should be handled in accordance with the Code of Practice on the Packaging, Labelling and Storage of Chemical Wastes;</li> <li>Containers used for the storage of chemical wastes</li> </ul>	Control the chemical waste and ensure proper storage, handling and disposal	Contractor	All construction sites	Construction stage	<ul style="list-style-type: none"> <li>Waste Disposal (Chemical Waste) (General) Regulation</li> <li>Code of Practice on</li> </ul>	<ul style="list-style-type: none"> <li>Implemented</li> </ul>

Environmental Mitigation Implementation Schedule  
Contract No. HY/2014/20 (Yau Ma Tei West)

EIA Ref.	EM&A Log Ref.	Recommended Mitigation Measures	Objectives of the Recommended Measures & Main Concerns to address	Implementation Agent	Location / Timing	Implementation Stage	Requirements and/ or standards to be achieved	Implementation Status
		<p>should be suitable for the substance they are holding, resistant to corrosion, maintained in a good condition, and securely closed, have a capacity of less than 450 L unless the specification has been approved by EPD, and display a label in English and Chinese in accordance with instructions prescribed in Schedule 2 of the regulation;</p> <ul style="list-style-type: none"> <li>The storage area for chemical wastes should be clearly labelled and used solely for the storage of chemical waste, enclosed on at least 3 sides, have an impermeable floor and bunding of sufficient capacity to accommodate 110% of the volume of the largest container or 20% of the total volume of waste stored in that area, whichever is the greatest, have adequate ventilation, covered to prevent rainfall entering, and arranged so that incompatible materials are adequately separated;</li> <li>Disposal of chemical waste should be via a licensed waste collector, be to a facility licensed to receive chemical waste, such as the Chemical Waste Treatment Centre which also offers a chemical waste collection service and can supply the necessary storage containers, or be to a reuser of the waste, under approval from EPD.</li> </ul>					the Packaging, Labelling and Storage of Chemical Waste	
S7.5.1	WM7	<p><b>General Refuse</b></p> <ul style="list-style-type: none"> <li>General refuse generated on-site should be stored in enclosed bins or compaction units separately from construction and chemical wastes;</li> <li>A reputable waste collector should be employed by</li> </ul>	Minimize production of the general refuse and avoid odour, pest and	Contractor	All construction sites	Construction stage	<ul style="list-style-type: none"> <li>Waste Disposal Ordinance</li> </ul>	<ul style="list-style-type: none"> <li>Implemented, deficiency rectified after observation</li> </ul>

Environmental Mitigation Implementation Schedule  
Contract No. HY/2014/20 (Yau Ma Tei West)

EIA Ref.	EM&A Log Ref.	Recommended Mitigation Measures	Objectives of the Recommended Measures & Main Concerns to address	Implementation Agent	Location / Timing	Implementation Stage	Requirements and/ or standards to be achieved	Implementation Status
		<p>the Contractor to remove general refuse from the site, separately from construction and chemical wastes, on a daily basis to minimize odour, pest and litter impacts. Burning of refuse on construction sites is prohibited by law.</p> <ul style="list-style-type: none"> <li>Aluminum cans are often recovered from the waste stream by individual collectors if they are segregated and made easily accessible. Separate labelled bins for their deposit should be provided if feasible;</li> <li>Office wastes can be reduced through the recycling of paper if volumes are large enough to warrant collection. Participation in a local collection scheme should be considered by the Contractor.</li> </ul>	litter impacts					
Land Contamination								
S8.9 & Appendix 8.4	LC2	<p><u>Excavation of the Contaminated Soil</u></p> <ul style="list-style-type: none"> <li>Prior to commencement of the excavation works at the contamination zone, the zone should be clearly marked out on site and the surface levels recorded. Excavation of contaminated material should be undertaken using dedicated earth-moving plant.</li> <li>The excavated contaminated soils would be stockpiled at designated area on site and covered by sheet to prevent dispersion of contamination during stockpiling.</li> <li>The Contractor should pay attention to the selection of suitable groundwater lowering schemes and discharge points if the groundwater table is higher than the contaminated soils during</li> </ul>	The contaminated soil will be excavated for on-site reuse	Contractor	PBH4	Prior to commencement of construction works within the contaminated area	<ul style="list-style-type: none"> <li>Practice Guide (PG) for Investigation and Remediation of Contaminated Land</li> <li>Guidance Notes for Contaminated Land Assessment</li> </ul>	<ul style="list-style-type: none"> <li>Implemented</li> </ul>



Environmental Mitigation Implementation Schedule  
Contract No. HY/2014/20 (Yau Ma Tei West)

EIA Ref.	EM&A Log Ref.	Recommended Mitigation Measures	Objectives of the Recommended Measures & Main Concerns to address	Implementation Agent	Location / Timing	Implementation Stage	Requirements and/ or standards to be achieved	Implementation Status
		excavation. The Contractor should also obtain a valid Water Pollution Control Ordinance (WPCO) discharge licence from EPD where applicable.					and Remediation • Guidance Manual for Use of Risk-Based Remediation Goals (RBRGs) for Contaminated Land Management	
S8.9 & Appendix 8.4	LC3	<div><div><div>Locations</div><div>Testing requirement</div><div>Acceptance Criteria</div></div><div><div>PBH4</div><div>PCBs</div><div>RBRGs (Public Park)</div></div></div> <div><ul style="list-style-type: none"><li>• If the results of analysis below the RBRGs (Public Park), no further excavation will be required.</li></ul><p>If the analysis indicates presence of contamination (i.e. noncompliance of the acceptance criteria), further excavation shall be carried out in 0.5m increment vertically and/or horizontally depending on the location(s) of the sample(s) which has exceeded the acceptance criteria. Further sampling shall also be conducted for compliance testing. The process of excavation,sampling and compliance testing should continue until all contaminated materials are removed and should be supervised by a Land Contamination Specialist.</p></div>						<ul style="list-style-type: none"><li>• Implemented</li></ul>

Environmental Mitigation Implementation Schedule  
Contract No. HY/2014/20 (Yau Ma Tei West)

EIA Ref.	EM&A Log Ref.	Recommended Mitigation Measures	Objectives of the Recommended Measures & Main Concerns to address	Implementation Agent	Location / Timing	Implementation Stage	Requirements and/or standards to be achieved	Implementation Status
Appendix 8.4	LC4	<ul style="list-style-type: none"> <li>A Remediation Report (RR) to demonstrate adequate clean-up shall be prepared and submitted to EPD for endorsement prior to the commencement of any construction/development works within the sites. No construction/development works shall be carried out prior to the endorsement of the RR by EPD.</li> </ul>						<ul style="list-style-type: none"> <li>Implemented</li> </ul>
Hazard to Life								
S9.18	H8	The driver and his assistant should be physically healthy, experienced and have good safe driving records. The driver should hold a proper driving licence for the approved transport truck. Dedicated training programme and regular road safety briefing sessions/ workshops should be provided to enhance their safe driving attitude and practice. Smoking should be strictly prohibited.	To reduce the risk during explosives transport	Contractor	Works areas at which explosives would be used	Construction stage	-	<ul style="list-style-type: none"> <li>N/A</li> </ul>
S9.18	H9	Emergency response plans in case of road accident should be prepared and implemented. The driver and his assistant should be familiar with the emergency procedures including evacuation, and proper communication/ fire-fighting equipment should be provided to the driver and his assistant.	To reduce the risk during explosives transport	Contractor	Works areas at which explosives would be used	Construction stage	-	<ul style="list-style-type: none"> <li>N/A</li> </ul>
Landscape & Visual								
S10.10.1 Table 10.11	LV3	<u>Good Site Management</u> <ul style="list-style-type: none"> <li>Large temporary stockpiles of excavated material shall be covered with unobtrusive sheeting to prevent dust and dirt spreading to adjacent landscape areas and vegetation, and to create a neat and tidy visual appearance.</li> </ul>	Minimize visual impact	Contractor	Within Project site	Construction stage	-	<ul style="list-style-type: none"> <li>Implemented</li> </ul>

Environmental Mitigation Implementation Schedule  
Contract No. HY/2014/20 (Yau Ma Tei West)

EIA Ref.	EM&A Log Ref.	Recommended Mitigation Measures	Objectives of the Recommended Measures & Main Concerns to address	Implementation Agent	Location / Timing	Implementation Stage	Requirements and/or standards to be achieved	Implementation Status
		<ul style="list-style-type: none"> <li>Construction plant and building material shall be orderly and carefully stored in order to create a neat and tidy visual appearance.</li> </ul>						
S10.10.1 Table 10.11	LV4	<u>Screen Hoarding</u> <ul style="list-style-type: none"> <li>Decorative screen hoarding should be erected to screen the public from the construction area. It should be designed to be compatible with the existing urban context.</li> </ul>	Minimize visual impact	Contractor	Within Project site	Construction stage	-	<ul style="list-style-type: none"> <li>Implemented</li> </ul>
S10.10.1 Table 10.11	LV5	<u>Lighting Control during Construction</u> <ul style="list-style-type: none"> <li>All lighting in the construction site shall be carefully controlled to minimize light pollution and night-time glare to nearby residencies and GIC. The Contractor shall consider other security measures, which shall minimize the visual impacts.</li> </ul>	Minimize visual impact	Contractor	Within Project site	Construction stage	-	<ul style="list-style-type: none"> <li>Implemented</li> </ul>
S10.10.1 Table 10.11	LV6	<u>Erosion Control</u> <ul style="list-style-type: none"> <li>The potential for soil erosion shall be reduced by minimizing the extent of vegetation disturbance on site and by providing a protective cover over newly exposed soil.</li> </ul>	Minimize landscape impact	Contractor	Within Project site	Construction stage	-	<ul style="list-style-type: none"> <li>N/A</li> </ul>
S10.10.1 Table 10.11	LV7	<u>Tree Protection &amp; Preservation</u> <ul style="list-style-type: none"> <li>Carefully protected during construction. Tree protection measures will be detailed at the Tree Removal Application stage and plans submitted to the relevant Government Department for approval in due course in accordance with ETWB TC no. 3/2006.</li> </ul>	Minimize landscape and visual impact	Contractor	Within Project site	Construction stage	<ul style="list-style-type: none"> <li>'Guidelines for Tree Risk Management and Assessment Arrangement on an Area Basis and on a Tree Basis', Greening,</li> </ul>	<ul style="list-style-type: none"> <li>Implemented</li> </ul>

Environmental Mitigation Implementation Schedule  
Contract No. HY/2014/20 (Yau Ma Tei West)

EIA Ref.	EM&A Log Ref.	Recommended Mitigation Measures	Objectives of the Recommended Measures & Main Concerns to address	Implementation Agent	Location / Timing	Implementation Stage	Requirements and/ or standards to be achieved	Implementation Status
							Landscape and Tree Management (GLTM) Section, DEVB <ul style="list-style-type: none"> <li>• Latest recommended horticultural practices from GLTM Section, DEVB</li> </ul>	
S10.10.1 Table 10.11	LV8	<u>Tree Transplantation</u> <ul style="list-style-type: none"> <li>• For trees unavoidably affected by the Project that have to be removed, where practical transplantation will be chosen as the top priority method of removal. If this is not possible or practical compensatory planting will be provided for trees unavoidably felled (See LV10). For trees unavoidably affected by the Project works that are transplanted, transplantation must be carried out in accordance with ETWB TCW 2/2004 and 3/2006.</li> </ul>	Minimize landscape and visual impact	Contractor	Within Project site and designated off-site locations	Prior to Construction stage	<ul style="list-style-type: none"> <li>• ETWB TCW 3/2006</li> <li>• Latest recommended horticultural practices from Greening, Landscape and Tree Management (GLTM) Section, DEVB</li> <li>• ETWB TCW</li> </ul>	<ul style="list-style-type: none"> <li>• Implemented</li> </ul>

Environmental Mitigation Implementation Schedule  
Contract No. HY/2014/20 (Yau Ma Tei West)

EIA Ref.	EM&A Log Ref.	Recommended Mitigation Measures	Objectives of the Recommended Measures & Main Concerns to address	Implementation Agent	Location / Timing	Implementation Stage	Requirements and/ or standards to be achieved	Implementation Status
							2/2004	
S10.10.1 Table 10.11	LV9	<p><u>Compensatory Planting</u></p> <ul style="list-style-type: none"> <li>For trees unavoidably affected by the Project that have to be removed, where practical transportation will be chosen as the top priority method of removal but if this is not possible or practical compensatory planting will be provided for trees unavoidably felled. All felled trees shall be compensated for by planting trees to the satisfaction of relevant Government projects. Required numbers and locations of compensatory trees shall be determined and agreed separately with Government during the Tree Felling Application process under ETWBTC 3/2006.</li> <li>Compensatory tree planting may be incorporated into public open spaces and along roadside amenity areas affected by the construction works and therefore be part of the bigger wider planting plans. Onsite compensation planting is preferred but if necessary, additional receptor sites outside the Works Area shall be agreed separately with Government during the Tree Felling Application process.</li> </ul>	Minimize visual impact and also enhance landscape	Contractor	Within Project site	Construction stage	<ul style="list-style-type: none"> <li>ETWB TCW 3/2006</li> <li>Latest recommended horticultural practices from Greening, Landscape and Tree Management (GLTM) Section, DEVB</li> <li>ETWB TCW 2/2004</li> </ul>	<ul style="list-style-type: none"> <li>Implemented</li> </ul>
Cultural Heritage Impact (Construction Phase)								

Environmental Mitigation Implementation Schedule  
Contract No. HY/2014/20 (Yau Ma Tei West)

EIA Ref.	EM&A Log Ref.	Recommended Mitigation Measures	Objectives of the Recommended Measures & Main Concerns to address	Implementation Agent	Location / Timing	Implementation Stage	Requirements and/or standards to be achieved	Implementation Status
S11.4.4	CH1	The contractor should be alerted during the construction on the possibility of locating archaeological remains and as a precautionary measure, AMO shall be informed immediately in case of discovery of antiquities or supposed antiquities in the subject sites.	To preserve any cultural heritage items which may be removed and damaged by the excavation	Contractor	During construction works for cut and cover tunnels	Construction stage	<ul style="list-style-type: none"> <li>• AMOs requirements</li> </ul>	<ul style="list-style-type: none"> <li>• N/A</li> </ul>
EM&A Project								
S13.2	EM1	An Independent Environmental Checker needs to be employed as per the EM&A Manual	Control EM&A Performance	Highways Department	All construction sites	Construction stage	<ul style="list-style-type: none"> <li>• EIAO Guidance Note No. 4/2010</li> <li>• TM-EIAO</li> </ul>	<ul style="list-style-type: none"> <li>• Implemented</li> </ul>
S13.2-13.4	EM2	<ul style="list-style-type: none"> <li>• An Environmental Team needs to be employed as per the EM&amp;A Manual;</li> <li>• Prepare a systematic Environmental Management Plan to ensure effective implementation of the mitigation measures;</li> <li>• An environmental impact monitoring needs to be implemented by the Environmental Team to ensure all the requirements given in the EM&amp;A Manual are fully complied with.</li> </ul>	Perform environmental monitoring & auditing	Highways Department/ Contractor	All construction sites	Construction stage	<ul style="list-style-type: none"> <li>• EIAO Guidance Note No. 4/2010</li> <li>• TM-EIAO</li> </ul>	<ul style="list-style-type: none"> <li>• Implemented</li> </ul>

## Appendix G

### Monitoring Schedule of the Reporting Month

Impact Monitoring Schedule for YMTW						
Dec-25						
Sun	Mon	Tue	Wed	Thu	Fri	Sat
	1	2	3	4	5	6
				Impact Air monitoring for W-A6 &W-A1 Noise monitoring for W-N1A, W-P11,W-N18 & W-N25A		
7	8	9	10 Impact Air monitoring for W-A6 &W-A1 Noise monitoring for W-N1A, W-P11,W-N18 & W-N25A	11	12	13
14	15	16 Impact Air monitoring for W-A6 &W-A1 Noise monitoring for W-N1A, W-P11,W-N18 & W-N25A	17	18	19	20
21	22 Impact Air monitoring for W-A6 &W-A1 Noise monitoring for W-N1A, W-P11,W-N18 & W-N25A	23	24	25	26	27 Impact Air monitoring for W-A6 &W-A1 Noise monitoring for W-N1A, W-P11,W-N18 & W-N25A
28	29	30	31			



# Appendix H

## Calibration Certificates

### (Air Monitoring)



Aurecon Hong Kong Limited  
Unit 1608, 16/F, Tower B, Manulife Financial Centre,  
223 – 231 Wai Yip Street, Kwun Tong,  
Kowloon Hong Kong S. A. R

## Certification of Calibration

### Information of Unit-under-test (UUT)

Date of Calibration:	15-Aug-2025 and 21-Aug-2025	Next Calibration Date:	15-Aug-26
UUT Manufacturer:	Sibata	UUT Model No.:	LD-5R
UUT Serial No.:	467356	Report Reference No.:	RPT-25-HVS-0157
Calibration Location:	Tung Chung East		

### Information of Reference Equipment

Reference Equipment Manufacturer:	Tisch Environmental	Tisch Environmental
Reference Equipment Model No.:	TE-5170X	TE-5025A
Reference Equipment Serial No.:	1086	3465
Last Calibration Date:	15-Aug-25	2-Dec-24
Next Calibration Date:	15-Oct-25	2-Dec-25

### Calibration of 1-Hour TSP Result

Calibration Point	Results from UUT	Results from Standard Equipment
	Mass Concentration ( $\mu\text{g}/\text{m}^3$ ) X-axis	Reference Concentration ( $\mu\text{g}/\text{m}^3$ ) Y-axis
1	101	106
2	125	128
3	114	117
4	143	150
5	134	139
6	110	115
Average	121	126

### Linear Regression of Y on X

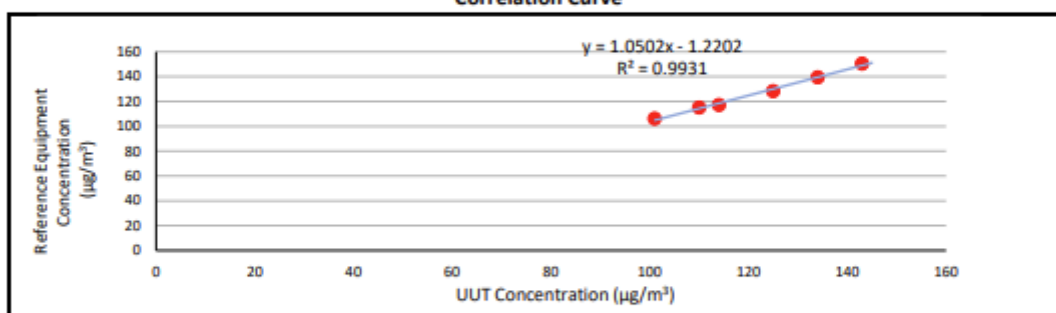
Slope, mv: <u>1.0502</u>	Intercept: <u>-1.2202</u>	*Correlation Coefficient: <u>0.9965</u>
Verification Test Result: Strong Correlation, Results were accepted.		

\* If the Correlation Coefficient < 0.90, check and recalibrate.

### Set Calibration Factor

Particulate Concentration by Reference Equipment ( $\mu\text{g}/\text{m}^3$ ):	126
Particulate Concentration by UUT ( $\mu\text{g}/\text{m}^3$ ):	121
Measuring Time, (min):	60
K Factor = High Volume Sampler / UUT, ( $\mu\text{g}/\text{m}^3$ ):	1.04

### Correlation Curve




Operated By: Andy Li  
Project Technician,  
Environmental

Signature: 

Date: 28-08-2025

Checked By: Joe Ho  
Lead Consultant,  
Environmental

Signature: 

Date: 28-08-2025



Aurecon Hong Kong Limited  
Unit 1608, 16/F, Tower B, Manulife Financial Centre,  
223 - 231 Wai Yip Street, Kwun Tong,  
Kowloon Hong Kong S. A. R

## Certification of Calibration

### Information of Unit-under-test (UUT)

Date of Calibration:	15-Aug-2025 and 21-Aug-2025	Next Calibration Date:	15-Aug-26
UUT Manufacturer:	Sibata	UUT Model No.:	LD-5R
UUT Serial No.:	467357	Report Reference No.:	RPT-25-HVS-0158
Calibration Location:	Tung Chung East		

### Information of Reference Equipment

Reference Equipment Manufacturer:	Tisch Environmental	Tisch Environmental
Reference Equipment Model No.:	TE-5170X	TE-5025A
Reference Equipment Serial No.:	1086	3465
Last Calibration Date:	15-Aug-25	2-Dec-24
Next Calibration Date:	15-Oct-25	2-Dec-25

### Calibration of 1-Hour TSP Result

Calibration Point	Results from UUT	Results from Standard Equipment
	Mass Concentration ( $\mu\text{g}/\text{m}^3$ ) X-axis	Reference Concentration ( $\mu\text{g}/\text{m}^3$ ) Y-axis
1	104	106
2	124	128
3	115	117
4	147	150
5	132	139
6	112	115
Average	122	126

### Linear Regression of Y on X

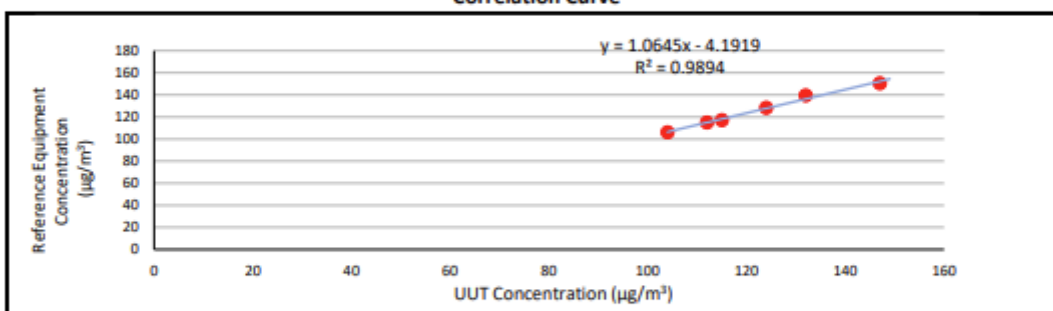
Slope, mv: <u>1.0645</u>	Intercept: <u>-4.1919</u>	*Correlation Coefficient: <u>0.9947</u>
Verification Test Result: Strong Correlation, Results were accepted.		

\* If the Correlation Coefficient < 0.90, check and recalibrate.

### Set Calibration Factor

Particulate Concentration by Reference Equipment ( $\mu\text{g}/\text{m}^3$ ):	126
Particulate Concentration by UUT ( $\mu\text{g}/\text{m}^3$ ):	122
Measuring Time, (min):	60
K Factor = High Volume Sampler / UUT, ( $\mu\text{g}/\text{m}^3$ ):	1.03

### Correlation Curve



Operated By: Andy Li  
Project Technician,  
Environmental

Signature:

Date: 28-08-2025

Checked By: Joe Ho  
Lead Consultant,  
Environmental

Signature:

Date: 28-08-2025



Aurecon Hong Kong Limited  
Unit 1608, 16/F, Tower B, Manulife Financial Centre,  
223 - 231 Wai Yip Street, Kwun Tong,  
Kowloon Hong Kong S. A. R

### Certification of Calibration

#### Information of Unit-under-test (UUT)

Date of Calibration:	15-Aug-2025 and 21-Aug-2025	Next Calibration Date:	15-Aug-26
UUT Manufacturer:	Sibata	UUT Model No.:	LD-5R
UUT Serial No.:	467358	Report Reference No.:	RPT-25-HVS-0159
Calibration Location:	Tung Chung East		

#### Information of Reference Equipment

Reference Equipment Manufacturer:	Tisch Environmental	Tisch Environmental
Reference Equipment Model No.:	TE-5170X	TE-5025A
Reference Equipment Serial No.:	1086	3465
Last Calibration Date:	15-Aug-25	2-Dec-24
Next Calibration Date:	15-Oct-25	2-Dec-25

#### Calibration of 1-Hour TSP Result

Calibration Point	Results from UUT	Results from Standard Equipment
	Mass Concentration ( $\mu\text{g}/\text{m}^3$ ) X-axis	Reference Concentration ( $\mu\text{g}/\text{m}^3$ ) Y-axis
1	108	106
2	130	128
3	119	117
4	154	150
5	144	139
6	118	115
Average	129	126

#### Linear Regression of Y on X

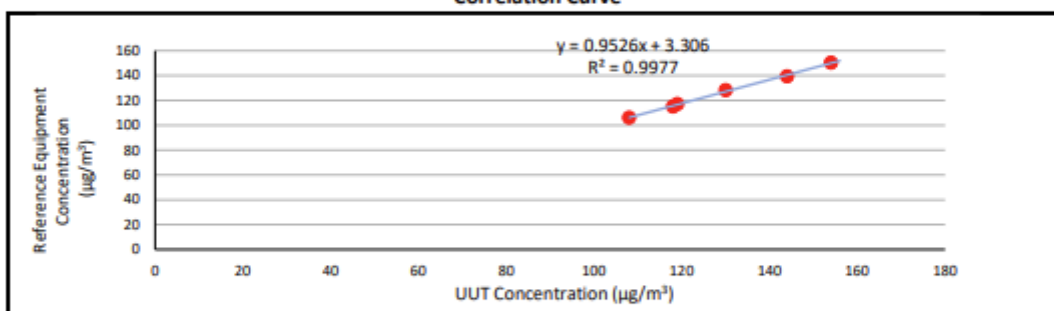
Slope, mv: <u>0.9526</u>	Intercept: <u>3.3060</u>	*Correlation Coefficient: <u>0.9989</u>
Verification Test Result: Strong Correlation, Results were accepted.		

\* If the Correlation Coefficient < 0.90, check and recalibrate.

#### Set Calibration Factor

Particulate Concentration by Reference Equipment ( $\mu\text{g}/\text{m}^3$ ):	126
Particulate Concentration by UUT ( $\mu\text{g}/\text{m}^3$ ):	129
Measuring Time, (min):	60
K Factor = High Volume Sampler / UUT, ( $\mu\text{g}/\text{m}^3$ ):	0.98

#### Correlation Curve



Operated By: Andy Li  
Project Technician,  
Environmental

Signature: \_\_\_\_\_

Date: 28-08-2025

Checked By: Joe Ho  
Lead Consultant,  
Environmental

Signature: \_\_\_\_\_

Date: 28-08-2025



Aurecon Hong Kong Limited  
Unit 1608, 16/F, Tower B, Manulife Financial Centre,  
223 – 231 Wai Yip Street, Kwun Tong,  
Kowloon Hong Kong S. A. R

### Certification of Calibration

#### Information of Unit-under-test (UUT)

Date of Calibration:	15-Aug-2025 and 21-Aug-2025	Next Calibration Date:	15-Aug-26
UUT Manufacturer:	Sibata	UUT Model No.:	LD-5R
UUT Serial No.:	467359	Report Reference No.:	RPT-25-HVS-0160
Calibration Location:	Tung Chung East		

#### Information of Reference Equipment

Reference Equipment Manufacturer:	Tisch Environmental	Tisch Environmental
Reference Equipment Model No.:	TE-5170X	TE-5025A
Reference Equipment Serial No.:	1086	3465
Last Calibration Date:	15-Aug-25	2-Dec-24
Next Calibration Date:	15-Oct-25	2-Dec-25

#### Calibration of 1-Hour TSP Result

Calibration Point	Results from UUT	Results from Standard Equipment
	Mass Concentration ( $\mu\text{g}/\text{m}^3$ ) X-axis	Reference Concentration ( $\mu\text{g}/\text{m}^3$ ) Y-axis
1	103	106
2	125	128
3	113	117
4	146	150
5	135	139
6	114	115
Average	123	126

#### Linear Regression of Y on X

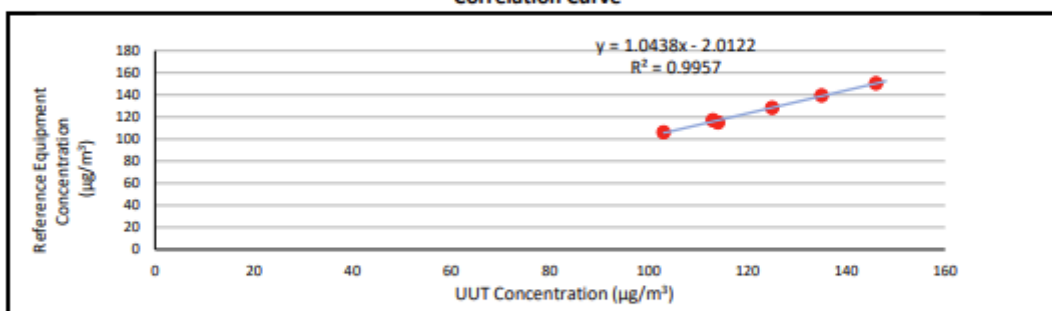
Slope, mv: <u>1.0438</u>	Intercept: <u>-2.0122</u>	*Correlation Coefficient: <u>0.9978</u>
Verification Test Result: Strong Correlation, Results were accepted.		

\* If the Correlation Coefficient < 0.90, check and recalibrate.

#### Set Calibration Factor

Particulate Concentration by Reference Equipment ( $\mu\text{g}/\text{m}^3$ ):	126
Particulate Concentration by UUT ( $\mu\text{g}/\text{m}^3$ ):	123
Measuring Time, (min):	60
K Factor = High Volume Sampler / UUT, ( $\mu\text{g}/\text{m}^3$ ):	1.03

#### Correlation Curve



Operated By: Andy Li  
Project Technician,  
Environmental

Signature: \_\_\_\_\_

Date: 28-08-2025

Checked By: Joe Ho  
Lead Consultant,  
Environmental

Signature: \_\_\_\_\_

Date: 28-08-2025



Aurecon Hong Kong Limited  
Unit 1608, 16/F, Tower B, Manulife Financial Centre,  
223 – 231 Wai Yip Street, Kwun Tong,  
Kowloon Hong Kong S. A. R

## Certification of Calibration

### Information of Unit-under-test (UUT)

Date of Calibration:	15-Aug-2025 and 21-Aug-2025	Next Calibration Date:	15-Aug-26
UUT Manufacturer:	Sibata	UUT Model No.:	LD-5R
UUT Serial No.:	882107	Report Reference No.:	RPT-25-HVS-0164
Calibration Location:	Tung Chung East		

### Information of Reference Equipment

Reference Equipment Manufacturer:	Tisch Environmental	Tisch Environmental
Reference Equipment Model No.:	TE-5170X	TE-5025A
Reference Equipment Serial No.:	1086	3465
Last Calibration Date:	15-Aug-25	2-Dec-24
Next Calibration Date:	15-Oct-25	2-Dec-25

### Calibration of 1-Hour TSP Result

Calibration Point	Results from UUT	Results from Standard Equipment
	Mass Concentration ( $\mu\text{g}/\text{m}^3$ ) X-axis	Reference Concentration ( $\mu\text{g}/\text{m}^3$ ) Y-axis
1	109	106
2	132	128
3	119	117
4	154	150
5	142	139
6	118	115
Average	129	126

### Linear Regression of Y on X

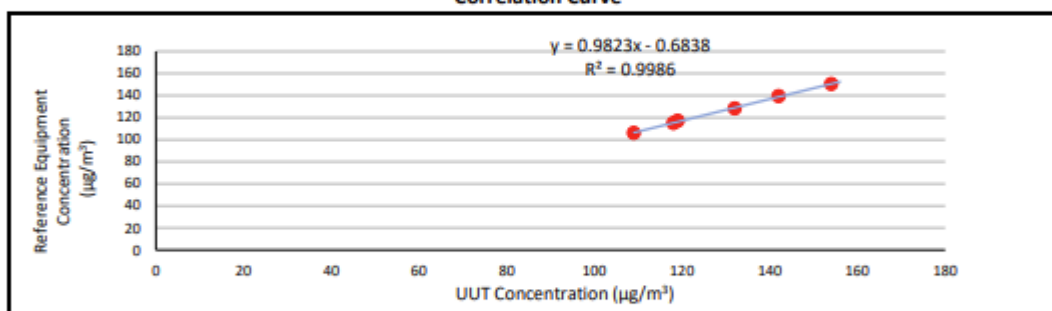
Slope, mv: <u>0.9823</u>	Intercept: <u>-0.6838</u>	*Correlation Coefficient: <u>0.9993</u>
Verification Test Result: Strong Correlation, Results were accepted.		

\* If the Correlation Coefficient < 0.90, check and recalibrate.

### Set Calibration Factor

Particulate Concentration by Reference Equipment ( $\mu\text{g}/\text{m}^3$ ):	126
Particulate Concentration by UUT ( $\mu\text{g}/\text{m}^3$ ):	129
Measuring Time, (min):	60
K Factor = High Volume Sampler / UUT, ( $\mu\text{g}/\text{m}^3$ ):	0.98

### Correlation Curve



Operated By: Andy Li  
Project Technician,  
Environmental

Signature: \_\_\_\_\_

Date: 28-08-2025

Checked By: Joe Ho  
Lead Consultant,  
Environmental

Signature: \_\_\_\_\_

Date: 28-08-2025



RECALIBRATION

DUE DATE:

May 8, 2026

# Certificate of Calibration

## Calibration Certification Information

Cal. Date:	May 8, 2025	Rootsmeter S/N:	438320	Ta:	294	°K
Operator:	Jim Tisch			Pa:	750.8	mm Hg
Calibration Model #:	TE-5025A	Calibrator S/N:	4166			

Run	Vol. Init (m3)	Vol. Final (m3)	ΔVol. (m3)	ΔTime (min)	ΔP (mm Hg)	ΔH (in H2O)
1	1	2	1	1.4520	3.2	2.00
2	3	4	1	1.0200	6.4	4.00
3	5	6	1	0.9110	8.0	5.00
4	7	8	1	0.8740	8.8	5.50
5	9	10	1	0.7190	12.9	8.00

## Data Tabulation

Vstd (m3)	Qstd (x-axis)	$\sqrt{\Delta H \left( \frac{Pa}{Pstd} \right) \left( \frac{Tstd}{Ta} \right)}$ (y-axis)	Va	Qa (x-axis)	$\sqrt{\Delta H \left( \frac{Ta}{Pa} \right)}$ (y-axis)
0.9971	0.6867	1.4152	0.9957	0.6858	0.8850
0.9928	0.9734	2.0014	0.9915	0.9720	1.2515
0.9907	1.0875	2.2376	0.9893	1.0860	1.3992
0.9896	1.1323	2.3468	0.9883	1.1308	1.4675
0.9842	1.3688	2.8304	0.9828	1.3669	1.7699
QSTD	m=	2.07841	QA	m=	1.30146
	b=	-0.01551		b=	-0.00970
	r=	0.99992		r=	0.99992

## Calculations

Vstd=	$\Delta Vol((Pa-\Delta P)/Pstd)(Tstd/Ta)$	Va=	$\Delta Vol((Pa-\Delta P)/Pa)$
Qstd=	Vstd/ΔTime	Qa=	Va/ΔTime

For subsequent flow rate calculations:

Qstd=	$1/m \left( \left( \sqrt{\Delta H \left( \frac{Pa}{Pstd} \right) \left( \frac{Tstd}{Ta} \right)} \right) - b \right)$	Qa=	$1/m \left( \left( \sqrt{\Delta H \left( \frac{Ta}{Pa} \right)} \right) - b \right)$
-------	---	-----	--

## Standard Conditions

Tstd:	298.15 °K
Pstd:	760 mm Hg
<b>Key</b>	
ΔH:	calibrator manometer reading (in H2O)
ΔP:	rootsmeter manometer reading (mm Hg)
Ta:	actual absolute temperature (°K)
Pa:	actual barometric pressure (mm Hg)
b:	intercept
m:	slope

## RECALIBRATION

US EPA recommends annual recalibration per 1998 40 Code of Federal Regulations Part 50 to 51, Appendix B to Part 50, Reference Method for the Determination of Suspended Particulate Matter in the Atmosphere, 9.2.17, page 30

Tisch Environmental, Inc.  
145 South Miami Avenue  
Village of Cleves, OH 45002

[www.tisch-env.com](http://www.tisch-env.com)

TOLL FREE: (877)263-7610

FAX: (513)467-9009





## HIVOL SAMPLER CALIBRATION DATA SHEET (TSP)

### Site Information

Location:	YMT Catholic Primary School	Site ID:	W-A1	Date:	02-Dec-2025
Serial No:	1084	Model:	TE-5170X	Operator:	Andy Li

### Ambient Condition

Actual Pressure during Calibration ( $P_a$ ) (mm Hg):	761.2	Actual Temperature during Calibration ( $T_a$ ) (deg K):	296.0
---	-------	--	-------

### Calibration Orifice

Model:	TE-5025A	Slope ( $m_c$ ):	2.07841
Serial No.:	4166	Intercept ( $b_c$ ):	-0.01551
Calibration Due Date:	8-May-26	Corr. Coeff:	0.99992

### Calibration Data

Plate or Test #	$\Delta H_2O$ (in)	$Q_a$ , X-Axis ( $m^3/min$ )	I, CFM (chart)	IC, Y-Axis (corrected)
18	11.00	1.610	54.0	54.23
13	8.50	1.416	50.0	50.21
10	6.60	1.249	45.0	45.19
7	4.60	1.044	42.0	42.18
5	2.70	0.801	35.0	35.15

Sampler Calibration Relationship ( $Q_a$  on x-axis, IC on y-axis)

$m = 23.2407$   $b = 16.9453$  Corr. Coeff = 0.9957

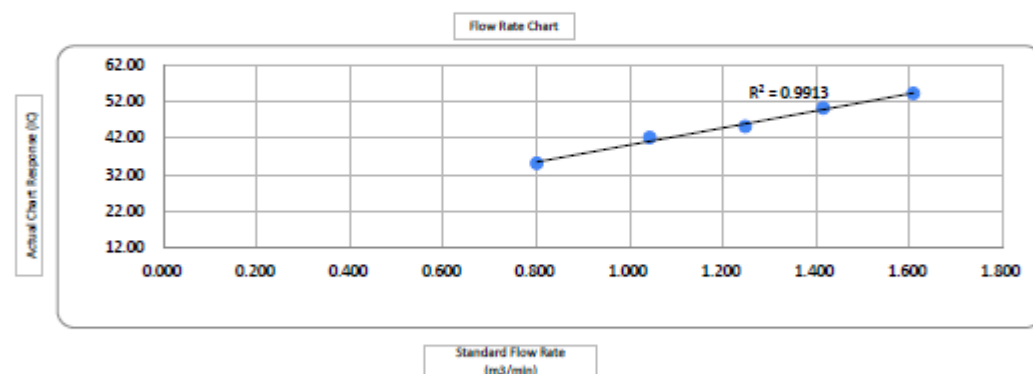
### Calculations

$$Q_a = 1/m_c \cdot [\text{Sqrt}(\Delta H_2O \cdot (P_a/P_{std}) \cdot (T_{std}/T_a)) - b_c]$$

$$IC = I \cdot (\text{Sqrt}(P_a/P_{std}) \cdot (T_{std}/T_a))$$

$Q_a$  = actual flow rate  
IC = corrected chart response  
I = actual chart response  
 $m_c$  = calibrator slope  
 $b_c$  = calibrator intercept

$m$  = sampler slope  
 $b$  = sampler intercept  
 $T_{std}$  = 298 deg K  
 $P_{std}$  = 760 mm Hg  
 $T_a$  = actual temperature during calibration (deg K)  
 $P_a$  = actual pressure during calibration (mm Hg)



Checked by

Date: 02-Dec-2025





## HIVOL SAMPLER CALIBRATION DATA SHEET (TSP)

### Site Information

Location:	Man Cheong Building	Site ID:	W-A6	Date:	02-Dec-2025
Serial No:	1050	Model:	TE-5170X	Operator:	Andy Li

### Ambient Condition

Actual Pressure during Calibration ( $P_A$ ) (mm Hg):	761.2	Actual Temperature during Calibration ( $T_A$ ) (deg K):	296.0
---	-------	--	-------

### Calibration Orifice

Model:	TE-5025A	Slope ( $m_c$ ):	2.07841
Serial No.:	4166	Intercept ( $b_c$ ):	-0.01551
Calibration Due Date:	8-May-26	Corr. Coeff:	0.99992

### Calibration Data

Plate or Test #	$\Delta H_2O$ (in)	$Q_a$ , X-Axis (m <sup>3</sup> /min)	I, CFM (chart)	IC, Y-Axis (corrected)
18	11.60	1.653	56.0	56.24
13	9.60	1.505	51.0	51.22
10	7.40	1.322	48.0	48.21
7	5.00	1.088	43.0	43.18
5	3.00	0.844	39.0	39.17

Sampler Calibration Relationship ( $Q_a$  on x-axis, IC on y-axis)

$m = 20.5316$        $b = 21.2732$       Corr. Coeff: 0.9930

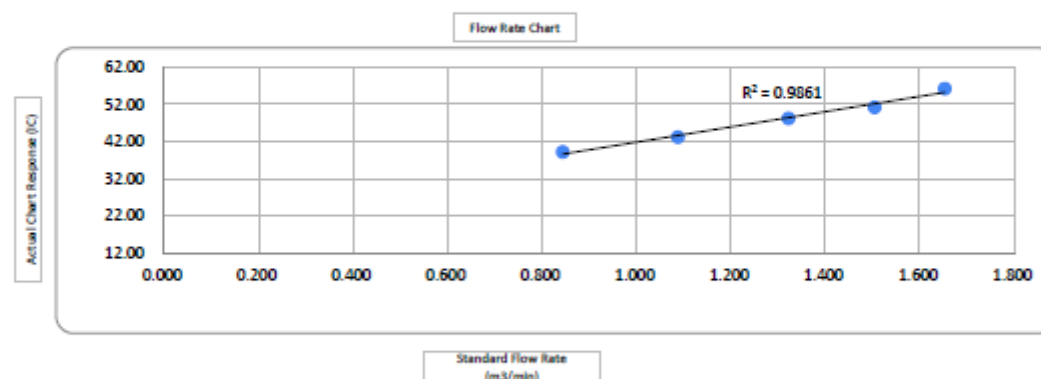
### Calculations

$$Q_a = 1/m_c \cdot [\text{Sqrt}(\Delta H_2O \cdot (P_A/P_{std}) \cdot (T_{std}/T_A)) - b_c]$$

$$IC = I \cdot (\text{Sqrt}(P_A/P_{std}) \cdot (T_{std}/T_A))$$

$Q_a$  = actual flow rate  
 $IC$  = corrected chart response  
 $I$  = actual chart response  
 $m_c$  = calibrator slope  
 $b_c$  = calibrator intercept

$m$  = sampler slope  
 $b$  = sampler intercept  
 $T_{std}$  = 298 deg K  
 $P_{std}$  = 760 mm Hg  
 $T_A$  = actual temperature during calibration (deg K)  
 $P_A$  = actual pressure during calibration (mm Hg)



Checked by 

Date: 02-Dec-2025



## HIVOL SAMPLER CALIBRATION DATA SHEET (TSP)

### Site Information

Location:	YMT Catholic Primary School	Site ID:	W-A1	Date:	17-Dec-2025
Serial No.:	1084	Model:	TE-5170X	Operator:	Andy Li

### Ambient Condition

Actual Pressure during Calibration ( $P_a$ ) (mm Hg):	764.8	Actual Temperature during Calibration ( $T_a$ ) (deg K):	294.6
---	-------	--	-------

### Calibration Orifice

Model:	TE-5025A	Slope ( $m_c$ ):	2.07841
Serial No.:	4166	Intercept ( $b_c$ ):	-0.01551
Calibration Due Date:	8-May-26	Corr. Coeff:	0.99992

### Calibration Data

Plate or Test #	$\Delta H_2O$ (in)	$Q_a$ , X-Axis (m <sup>3</sup> /min)	I, CFM (chart)	IC, Y-Axis (corrected)
18	11.20	1.632	54.0	54.49
13	8.80	1.448	49.0	49.44
10	6.40	1.236	44.0	44.40
7	4.40	1.026	41.0	41.37
5	2.90	0.834	37.0	37.33

Sampler Calibration Relationship ( $Q_a$  on x-axis, IC on y-axis)

$m = 20.9740$        $b = 19.5014$       Corr. Coeff = 0.9944

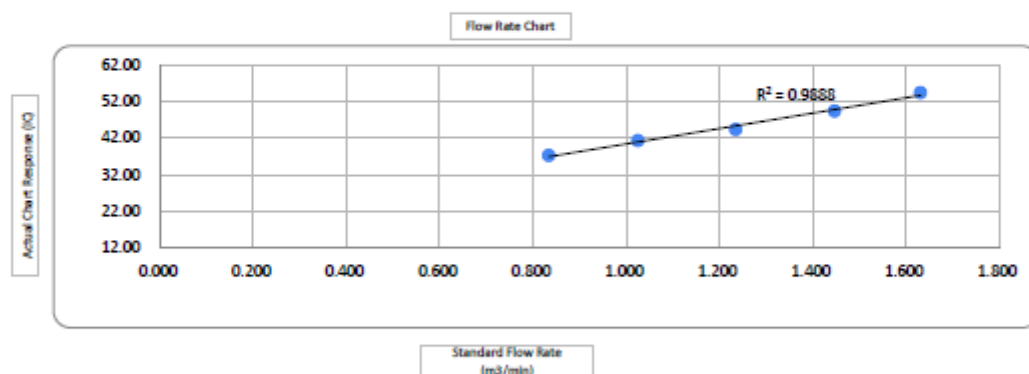
### Calculations

$$Q_a = 1/m_c [\text{Sqrt}(\Delta H_2O \cdot (P_a/P_{std}) \cdot (T_{std}/T_a)) - b_c]$$

$$IC = I \cdot (\text{Sqrt}(P_a/P_{std}) \cdot (T_{std}/T_a))$$

$Q_a$  = actual flow rate  
IC = corrected chart response  
I = actual chart response  
 $m_c$  = calibrator slope  
 $b_c$  = calibrator intercept

$m$  = sampler slope  
 $b$  = sampler intercept  
 $T_{std}$  = 298 deg K  
 $P_{std}$  = 760 mm Hg  
 $T_a$  = actual temperature during calibration (deg K)  
 $P_a$  = actual pressure during calibration (mm Hg)



Checked by 

Date: 17-Dec-2025



## HIVOL SAMPLER CALIBRATION DATA SHEET (TSP)

### Site Information

Location:	Man Cheong Building	Site ID:	W-A6	Date:	17-Dec-2025
Serial No:	1050	Model:	TE-S170X	Operator:	Andy LI

### Ambient Condition

Actual Pressure during Calibration ( $P_a$ ) (mm Hg):	764.8	Actual Temperature during Calibration ( $T_a$ ) (deg K):	294.6
---	-------	--	-------

### Calibration Orifice

Model:	TE-5025A	Slope ( $m_c$ ):	2.07841
Serial No.:	4166	Intercept ( $b_c$ ):	-0.01551
Calibration Due Date:	8-May-26	Corr. Coeff:	0.99992

### Calibration Data

Plate or Test #	$\Delta H_2O$ (In)	$Q_a$ , X-Axis (m <sup>3</sup> /min)	I, CFM (chart)	IC, Y-Axis (corrected)
18	11.50	1.654	52.0	52.47
13	9.80	1.527	49.0	49.44
10	7.70	1.355	46.0	46.42
7	5.20	1.115	41.0	41.37
5	2.80	0.820	37.0	37.33

### Sampler Calibration Relationship ( $Q_a$ on x-axis, IC on y-axis)

$m = 18.2098$   $b = 21.8427$  Corr. Coeff: 0.9959

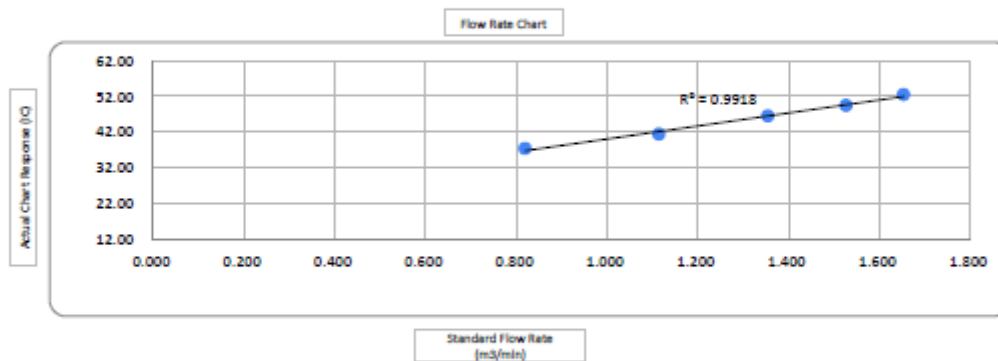
### Calculations

$$Q_a = 1/m_c \left[ \text{Sqrt} \left( \Delta H_2O^3 (P_a/P_{std})^3 (T_{std}/T_a) \right) - b_c \right]$$

$$IC = I^* \left[ \text{Sqrt} \left( P_a/P_{std} \right) (T_{std}/T_a) \right]$$

$Q_a$  = actual flow rate  
IC = corrected chart response  
I = actual chart response  
 $m_c$  = calibrator slope  
 $b_c$  = calibrator intercept

$m$  = sampler slope  
 $b$  = sampler intercept  
 $T_{std}$  = 298 deg K  
 $P_{std}$  = 760 mm Hg  
 $T_a$  = actual temperature during calibration (deg K)  
 $P_a$  = actual pressure during calibration (mm Hg)



Checked by

Date: 17-Dec-2025

# Appendix I

## Calibration Certificates (Noise)



# *Certificate of Calibration*

*for*

**Description:** *Sound Level Meter*  
**Manufacturer:** *NTi Audio*  
**Type No.:** *XL2 (Serial No.: A2A-09696-E0)*  
**Microphone:** *ACO 7052 (Serial No.:73780)*  
**Preamplifier:** *NTi Audio MA220 (Serial No.:6282)*

**Submitted by:**

**Customer:** *Aurecon Hong Kong Limited*  
**Address:** *Unit 1608, 16/F, Tower B,  
Manulife Financial Centre,  
223-231 Wai Yip Street, Kwun Tong,  
Kowloon, Hong Kong.*

Upon receipt for calibration, the instrument was found to be:

☒ **Within (31.5Hz – 8kHz)**  
☐ **Outside**  
**the allowable tolerance.**

The test equipment used for calibration are traceable to National Standards via:

- The Government of The Hong Kong Special Administrative Region Standard & Calibration Laboratory

**Date of receipt:** 05 February 2025

**Date of calibration:** 07 February 2025

**Date of NEXT calibration:** 06 February 2026

**Calibrated by:**   
*Calibration Technician*

**Certified by:**   
*Mr. Ng Yan Wa*  
*Laboratory Manager*

**Date of issue:** 07 February 2025

**Certificate No.:** APJ24-142-CC005



Page 1 of 4

Room 422, Leader Industrial Centre, 57-59 Au Pui Wan Street, Fo Tan, Shatin, N.T., Hong Kong  
Tel: (852) 2668 3423 Fax: (852) 2668 6946  
Homepage: <http://www.aa-lab.com> E-mail: [inquiry@aa-lab.com](mailto:inquiry@aa-lab.com)



#### 1. Calibration Precaution:

- The unit-under-test (UUT) was allowed to stabilize in the laboratory for over 24 hours, and switched on to warm up for over 10 minutes before the commencement of the test.
- The results presented are the mean of 3 measurements at each calibration point.

#### 2. Calibration Conditions:

Air Temperature: 21.3 °C  
Air Pressure: 1006 hPa  
Relative Humidity: 53.2 %

#### 3. Calibration Equipment:

	Type	Serial No.	Calibration Report Number	Traceable to
Multifunction Calibrator	B&K 4226	2288467	AV240081	HOKLAS

#### 4. Calibration Results

Sound Pressure Level

Reference Sound Pressure Level

Setting of Unit-under-test (UUT)				Applied value		UUT Reading	IEC 61672 Class 1
Range, dB	Freq. Weighting	Time Weighting		Level, dB	Frequency, Hz	dB	Specification, dB
30-130	dBA	SPL	Fast	94	1000	94.1	±0.4

Linearity

Setting of Unit-under-test (UUT)				Applied value		UUT Reading	IEC 61672 Class 1
Range, dB	Freq. Weighting	Time Weighting		Level, dB	Frequency, Hz	dB	Specification, dB
30-130	dBA	SPL	Fast	94	1000	94.1	Ref
				104		104.1	±0.3
				114		114.1	±0.3

Time Weighting

Setting of Unit-under-test (UUT)				Applied value		UUT Reading	IEC 61672 Class 1
Range, dB	Freq. Weighting	Time Weighting		Level, dB	Frequency, Hz	dB	Specification, dB
30-130	dBA	SPL	Fast	94	1000	94.1	Ref
			Slow			94.1	±0.3

Certificate No.: APJ24-142-CC005



Page 2 of 4

Room 422, Leader Industrial Centre, 57-59 Au Pui Wan Street, Fo Tan, Shatin, N.T., Hong Kong  
Tel: (852) 2668 3423 Fax: (852) 2668 6946  
Homepage: <http://www.aa-lab.com> E-mail: [inquiry@aa-lab.com](mailto:inquiry@aa-lab.com)



## Frequency Response

### Linear Response

Setting of Unit-under-test (UUT)			Applied value		UUT Reading	IEC 61672 Class 1
Range, dB	Freq. Weighting	Time Weighting	Level, dB	Frequency, Hz	dB	Specification, dB
30-130	dB	SPL	94	31.5	94.0	±2.0
				63	94.1	±1.5
				125	94.1	±1.5
				250	94.0	±1.4
				500	94.1	±1.4
				1000	94.1	Ref
				2000	94.4	±1.6
				4000	95.3	±1.6
				8000	94.6	+2.1; -3.1

### A-weighting

Setting of Unit-under-test (UUT)			Applied value		UUT Reading	IEC 61672 Class 1
Range, dB	Freq. Weighting	Time Weighting	Level, dB	Frequency, Hz	dB	Specification, dB
30-130	dBA	SPL	94	31.5	54.6	-39.4 ±2.0
				63	67.9	-26.2 ±1.5
				125	77.9	-16.1 ±1.5
				250	85.4	-8.6 ±1.4
				500	90.9	-3.2 ±1.4
				1000	94.1	Ref
				2000	95.6	+1.2 ±1.6
				4000	96.2	+1.0 ±1.6
				8000	93.5	-1.1+2.1; -3.1

### C-weighting

Setting of Unit-under-test (UUT)			Applied value		UUT Reading	IEC 61672 Class 1
Range, dB	Freq. Weighting	Time Weighting	Level, dB	Frequency, Hz	dB	Specification, dB
30-130	dBC	SPL	94	31.5	91.0	-3.0 ±2.0
				63	93.2	-0.8 ±1.5
				125	93.9	-0.2 ±1.5
				250	94.0	-0.0 ±1.4
				500	94.1	-0.0 ±1.4
				1000	94.1	Ref
				2000	94.2	-0.2 ±1.6
				4000	94.5	-0.8 ±1.6
				8000	91.6	-3.0 +2.1; -3.1

Certificate No.: APJ24-142-CC005



Page 3 of 4

Room 422, Leader Industrial Centre, 57-59 Au Pui Wan Street, Fo Tan, Shatin, N.T., Hong Kong  
Tel: (852) 2668 3423 Fax: (852) 2668 6946  
Homepage: <http://www.aa-lab.com> E-mail: [inquiry@aa-lab.com](mailto:inquiry@aa-lab.com)





### 5. Calibration Results Applied

The results apply to the particular unit-under-test only. All calibration points are within manufacture's specification as IEC 61672 Class 1.

Uncertainties of Applied Value:

94 dB	31.5 Hz	± 0.10
	63 Hz	± 0.10
	125 Hz	± 0.05
	250 Hz	± 0.05
	500 Hz	± 0.05
	1000 Hz	± 0.05
	2000 Hz	± 0.05
	4000 Hz	± 0.05
	8000 Hz	± 0.10
104 dB	1000 Hz	± 0.05
114 dB	1000 Hz	± 0.05

The uncertainties are evaluated for a 95% confidence level.

**Note:**

The values given in this certification only related to the values measured at the time of the calibration and any uncertainties quoted will not allow for the equipment long-term drift, variations with environmental changes, vibration and shock during transportation, overloading, mis-handling, or the capability of any other laboratory to repeat the calibration. (A+A)\*L shall not be liable for any loss or damage resulting from the use of the equipment.

Certificate No.: APJ24-142-CC005



Page 4 of 4

Room 422, Leader Industrial Centre, 57-59 Au Pui Wan Street, Fo Tan, Shatin, N.T., Hong Kong  
Tel: (852) 2668 3423 Fax: (852) 2668 6946  
Homepage: <http://www.aa-lab.com> E-mail: [inquiry@aa-lab.com](mailto:inquiry@aa-lab.com)





# Certificate of Calibration

for

**Description:** *Sound Level Meter*  
**Manufacturer:** *NTi*  
**Type No.:** *XL3 (Serial No.: A3A-01229-F0)*  
**Microphone:** *MC230A (Serial No.: A28290)*  
**Preamplifier:** *MA230 (Serial No.:1794)*

## Submitted by:

**Customer:** *Aurecon Hong Kong Limited*  
**Address:** *Unit 1608, 16/F, Tower B,  
Manulife Financial Centre,  
223-231 Wai Yip Street, Kwun Tong,  
Kowloon, Hong Kong*

Upon receipt for calibration, the instrument was found to be:

- ☒ Within (31.5Hz – 8kHz)  
☐ Outside

the allowable tolerance.

The test equipment used for calibration are traceable to National Standards via:

- The Government of The Hong Kong Special Administrative Region Standard & Calibration Laboratory

**Date of receipt:** 23 July 2025

**Date of calibration:** 24 July 2025

**Date of NEXT calibration:** 23 July 2026

**Calibrated by:**   
Calibration Technician

**Certified by:**   
Mr. Ng Yan Wa  
Laboratory Manager

**Date of issue:** 24 July 2025

**Certificate No.:** APJ25-046-CC001



Page 1 of 4



#### 1. Calibration Precaution:

- The unit-under-test (UUT) was allowed to stabilize in the laboratory for over 24 hours, and switched on to warm up for over 10 minutes before the commencement of the test.
- The results presented are the mean of 3 measurements at each calibration point.

#### 2. Calibration Conditions:

Air Temperature:	24.6°C
Air Pressure:	1006 hPa
Relative Humidity:	57.8 %

#### 3. Calibration Equipment:

	Type	Serial No.	Calibration Report Number	Traceable to
Multifunction Calibrator	B&K 4226	2288467	AV240081	HOKLAS

#### 4. Calibration Results

Sound Pressure Level

Reference Sound Pressure Level

Setting of Unit-under-test (UUT)				Applied value		UUT Reading,	IEC 61672 Class 1
Range, dB	Freq. Weighting	Time Weighting		Level, dB	Frequency, Hz	dB	Specification, dB
20-120	dBA SPL	Fast		94	1000	94.0	±0.4

Linearity

Setting of Unit-under-test (UUT)				Applied value		UUT Reading,	IEC 61672 Class 1
Range, dB	Freq. Weighting	Time Weighting		Level, dB	Frequency, Hz	dB	Specification, dB
20-120	dBA SPL	Fast		94	1000	94.0	Ref
				104		104.0	±0.3
				114		114.0	±0.3

Time Weighting

Setting of Unit-under-test (UUT)				Applied value		UUT Reading,	IEC 61672 Class 1
Range, dB	Freq. Weighting	Time Weighting		Level, dB	Frequency, Hz	dB	Specification, dB
20-120	dBA SPL	Fast		94	1000	94.0	Ref
		Slow				94.0	±0.3

Certificate No.: APJ25-046-CC001



Page 2 of 4

Room 422, Leader Industrial Centre, 57-59 Au Pui Wan Street, Fo Tan, Shatin, N.T., Hong Kong  
Tel: (852) 2668 3423 Fax: (852) 2668 6946  
Homepage: <http://www.aa-lab.com> E-mail: [inquiry@aa-lab.com](mailto:inquiry@aa-lab.com)



Frequency Response

Linear Response

Setting of Unit-under-test (UUT)			Applied value		UUT Reading,	IEC 61672 Class 1
Range, dB	Freq. Weighting	Time Weighting	Level, dB	Frequency, Hz	dB	Specification, dB
20-120	dB	SPL	94	31.5	94.3	±2.0
				63	94.2	±1.5
				125	94.2	±1.5
				250	94.1	±1.4
				500	94.1	±1.4
				1000	94.0	Ref
				2000	94.0	±1.6
				4000	93.9	±1.6
				8000	91.7	+2.1; -3.1

A-weighting

Setting of Unit-under-test (UUT)			Applied value		UUT Reading,	IEC 61672 Class 1
Range, dB	Freq. Weighting	Time Weighting	Level, dB	Frequency, Hz	dB	Specification, dB
20-120	dBA	SPL	94	31.5	54.9	-39.4 ±2.0
				63	68.0	-26.2 ±1.5
				125	78.1	-16.1 ±1.5
				250	85.5	-8.6 ±1.4
				500	90.9	-3.2 ±1.4
				1000	94.0	Ref
				2000	95.2	+1.2 ±1.6
				4000	94.9	+1.0 ±1.6
				8000	90.5	-1.1 ±2.1; -3.1

C-weighting

Setting of Unit-under-test (UUT)			Applied value		UUT Reading,	IEC 61672 Class 1
Range, dB	Freq. Weighting	Time Weighting	Level, dB	Frequency, Hz	dB	Specification, dB
20-120	dBC	SPL	94	31.5	91.3	-3.0 ±2.0
				63	93.4	-0.8 ±1.5
				125	94.0	-0.2 ±1.5
				250	94.1	-0.0 ±1.4
				500	94.2	-0.0 ±1.4
				1000	94.0	Ref
				2000	93.9	-0.2 ±1.6
				4000	93.1	-0.8 ±1.6
				8000	88.6	-3.0 ±2.1; -3.1

Certificate No.: APJ25-046-CC001



Page 3 of 4

Room 422, Leader Industrial Centre, 57-59 Au Pui Wan Street, Fo Tan, Shatin, N.T., Hong Kong  
Tel: (852) 2668 3423 Fax: (852) 2668 6946  
Homepage: <http://www.aa-lab.com> E-mail: [inquiry@aa-lab.com](mailto:inquiry@aa-lab.com)





## 5. Calibration Results Applied

The results apply to the particular unit-under-test only. All calibration points are within manufacture's specification as IEC 61672 Class 1.

Uncertainties of Applied Value:

94 dB	31.5 Hz	± 0.05
	63 Hz	± 0.05
	125 Hz	± 0.05
	250 Hz	± 0.05
	500 Hz	± 0.05
	1000 Hz	± 0.05
	2000 Hz	± 0.05
	4000 Hz	± 0.05
	8000 Hz	± 0.10
104 dB	1000 Hz	± 0.05
114 dB	1000 Hz	± 0.05

The uncertainties are evaluated for a 95% confidence level.

Note:

The values given in this certification only related to the values measured at the time of the calibration and any uncertainties quoted will not allow for the equipment long-term drift, variations with environmental changes, vibration and shock during transportation, overloading, mis-handling, or the capability of any other laboratory to repeat the calibration. (A+A)\*L shall not be liable for any loss or damage resulting from the use of the equipment.

Certificate No.: APJ25-046-CC001



Page 4 of 4

Room 422, Leader Industrial Centre, 57-59 Au Pui Wan Street, Fo Tan, Shatin, N.T., Hong Kong  
Tel: (852) 2668 3423 Fax: (852) 2668 6946  
Homepage: <http://www.aa-lab.com> E-mail: [inquiry@aa-lab.com](mailto:inquiry@aa-lab.com)



## Certificate of Calibration

for

Description: Sound Level Meter  
Manufacturer: NTi  
Type No.: XL3 (Serial No.: A3A-01235-F0)  
Microphone: MC230A (Serial No.: A30051)  
Preamplifier: MA230 (Serial No.: 1895)

### Submitted by:

Customer: Aurecon Hong Kong Limited  
Address: Unit 1608, 16/F, Tower B,  
Manulife Financial Centre,  
223-231 Wai Yip Street, Kwun Tong,  
Kowloon, Hong Kong

Upon receipt for calibration, the instrument was found to be:

- ☒ Within (31.5Hz – 8kHz)  
☐ Outside

the allowable tolerance.

The test equipment used for calibration are traceable to National Standards via:

- The Government of The Hong Kong Special Administrative Region Standard & Calibration Laboratory

Date of receipt: 12 May 2025

Date of calibration: 13 May 2025

Date of NEXT calibration: 12 May 2026

Calibrated by:   
Calibration Technician

Certified by:   
Mr. Ng Yan Wa  
Laboratory Manager

Date of issue: 13 May 2025

Certificate No.: APJ25-015-CC001



Page 1 of 4

Room 422, Leader Industrial Centre, 57-59 Au Pui Wan Street, Fo Tan, Shatin, N.T., Hong Kong  
Tel: (852) 2668 3423 Fax: (852) 2668 6946  
Homepage: <http://www.aa-lab.com> E-mail: [inquiry@aa-lab.com](mailto:inquiry@aa-lab.com)



#### 1. Calibration Precaution:

- The unit-under-test (UUT) was allowed to stabilize in the laboratory for over 24 hours, and switched on to warm up for over 10 minutes before the commencement of the test.
- The results presented are the mean of 3 measurements at each calibration point.

#### 2. Calibration Conditions:

Air Temperature: 24.7 °C  
Air Pressure: 1006 hPa  
Relative Humidity: 62.1 %

#### 3. Calibration Equipment:

	Type	Serial No.	Calibration Report Number	Traceable to
Multifunction Calibrator	B&K 4226	2288467	AV240081	HOKLAS

#### 4. Calibration Results

Sound Pressure Level

Reference Sound Pressure Level

Setting of Unit-under-test (UUT)				Applied value		UUT Reading	IEC 61672 Class 1
Range, dB	Freq. Weighting	Time Weighting		Level, dB	Frequency, Hz	dB	Specification, dB
0-200	dBA	SPL	Fast	94	1000	94.0	±0.4

Linearity

Setting of Unit-under-test (UUT)				Applied value		UUT Reading	IEC 61672 Class 1
Range, dB	Freq. Weighting	Time Weighting		Level, dB	Frequency, Hz	dB	Specification, dB
0-200	dBA	SPL	Fast	94	1000	94.0	Ref
				104		104.0	±0.3
				114		114.0	±0.3

Time Weighting

Setting of Unit-under-test (UUT)				Applied value		UUT Reading	IEC 61672 Class 1
Range, dB	Freq. Weighting	Time Weighting		Level, dB	Frequency, Hz	dB	Specification, dB
0-200	dBA	SPL	Fast	94	1000	94.0	Ref
			Slow			94.0	±0.3

Certificate No.: APJ25-015-CC001



Page 2 of 4

Room 422, Leader Industrial Centre, 57-59 Au Pui Wan Street, Fo Tan, Shatin, N.T., Hong Kong  
Tel: (852) 2668 3423 Fax: (852) 2668 6946  
Homepage: <http://www.aa-lab.com> E-mail: [inquiry@aa-lab.com](mailto:inquiry@aa-lab.com)



Frequency Response

Linear Response

Setting of Unit-under-test (UUT)			Applied value		UUT Reading	IEC 61672 Class 1
Range, dB	Freq. Weighting	Time Weighting	Level, dB	Frequency, Hz	dB	Specification, dB
0-200	dB	SPL	94	31.5	94.1	+2.0
				63	94.2	+1.5
				125	93.9	+1.5
				250	93.9	+1.4
				500	93.9	+1.4
				1000	94.0	Ref
				2000	94.0	+1.6
				4000	94.1	+1.6
				8000	92.8	+2.1; -3.1

A-weighting

Setting of Unit-under-test (UUT)			Applied value		UUT Reading	IEC 61672 Class 1
Range, dB	Freq. Weighting	Time Weighting	Level, dB	Frequency, Hz	dB	Specification, dB
0-200	dBA	SPL	94	31.5	54.6	-39.4 ±2.0
				63	68.0	-26.2 ±1.5
				125	77.8	-16.1 ±1.5
				250	85.3	-8.6 ±1.4
				500	90.7	-3.2 ±1.4
				1000	94.0	Ref
				2000	95.2	+1.2 ±1.6
				4000	95.1	+1.0 ±1.6
				8000	91.5	+1.1 ±2.1; -3.1

C-weighting

Setting of Unit-under-test (UUT)			Applied value		UUT Reading	IEC 61672 Class 1
Range, dB	Freq. Weighting	Time Weighting	Level, dB	Frequency, Hz	dB	Specification, dB
0-200	dBC	SPL	94	31.5	91.0	-3.0 ±2.0
				63	93.4	-0.8 ±1.5
				125	93.7	-0.2 ±1.5
				250	93.9	-0.0 ±1.4
				500	93.9	-0.0 ±1.4
				1000	94.0	Ref
				2000	93.8	-0.2 ±1.6
				4000	93.3	-0.8 ±1.6
				8000	89.6	-3.0 ±2.1; -3.1

Certificate No.: APJ25-015-CC001



Page 3 of 4

Room 422, Leader Industrial Centre, 57-59 Au Pui Wan Street, Fo Tan, Shatin, N.T., Hong Kong  
Tel: (852) 2668 3423 Fax: (852) 2668 6946  
Homepage: <http://www.aa-lab.com> E-mail: [inquiry@aa-lab.com](mailto:inquiry@aa-lab.com)



### 5. Calibration Results Applied

The results apply to the particular unit-under-test only. All calibration points are within manufacture's specification as IEC 61672 Class 1.

Uncertainties of Applied Value:

94 dB	31.5 Hz	± 0.10
	63 Hz	± 0.05
	125 Hz	± 0.10
	250 Hz	± 0.05
	500 Hz	± 0.05
	1000 Hz	± 0.05
	2000 Hz	± 0.10
	4000 Hz	± 0.10
	8000 Hz	± 0.10
0104 dB	1000 Hz	± 0.05
114 dB	1000 Hz	± 0.05

The uncertainties are evaluated for a 95% confidence level.

#### Note:

The values given in this certification only related to the values measured at the time of the calibration and any uncertainties quoted will not allow for the equipment long-term drift, variations with environmental changes, vibration and shock during transportation, overloading, mis-handling, or the capability of any other laboratory to repeat the calibration. (A+A)\*L shall not be liable for any loss or damage resulting from the use of the equipment.

Certificate No.: APJ25-015-CC001



Page 4 of 4

Room 422, Leader Industrial Centre, 57-59 Au Pui Wan Street, Fo Tan, Shatin, N.T., Hong Kong  
Tel: (852) 2668 3423 Fax: (852) 2668 6946  
Homepage: <http://www.aa-lab.com> E-mail: [inquiry@aa-lab.com](mailto:inquiry@aa-lab.com)





## *Certificate of Calibration*

*for*

*Description:* Sound Level Calibrator  
*Manufacturer:* RION  
*Type No.:* NC-75  
*Serial No.:* 35124528

*Submitted by:*

*Customer:* Aurecon Hong Kong Limited  
*Address:* Unit 1608, 16/F, Tower B,  
Manulife Financial Centre,  
223-231 Wai Yip Street, Kwun Tong, Kowloon, Hong Kong

Upon receipt for calibration, the instrument was found to be:

- ☒ Within  
☐ Outside

the allowable tolerance.

The test equipments used for calibration are traceable to National Standards via:

- The Government of The Hong Kong Special Administrative Region Standard & Calibration Laboratory

**Date of receipt:** 12 February 2025

**Date of calibration:** 13 February 2025

**Date of NEXT calibration:** 12 February 2026

*Calibrated by:*   
Calibration Technician

*Date of issue:* 13 February 2025

*Certified by:*   
Mr. Ng Yan Wa  
Laboratory Manager

*Certificate No.:* APJ24-145-CC002



Page 1 of 2

Room 422, Leader Industrial Centre, 57-59 Au Pui Wan Street, Fo Tan, Shatin, N.T., Hong Kong  
Tel: (852) 2668 3423 Fax: (852) 2668 6946  
Homepage: <http://www.aa-lab.com> E-mail: [inquiry@aa-lab.com](mailto:inquiry@aa-lab.com)



**1. Calibration Precautions:**

- The unit-under-test (UUT) was allowed to stabilize in the laboratory for over 24 hours, and switched on to warm up for over 10 minutes before the commencement of the test.
- The results presented are the mean of 3 measurements at each calibration point.

**2. Calibration Specifications:**

Calibration check

**3. Calibration Conditions:**

Air Temperature: 24.3 °C  
Air Pressure: 1006 hPa  
Relative Humidity: 68.2 %

**4. Calibration Equipment:**

Test Equipment	Type	Serial No.	Calibration Report Number	Traceable to
Multifunction Calibrator	B&K 4226	2288467	AV240081	HOKLAS
Sound Level Meter	RION NA-28	30721812	AV240109	HOKLAS

**5. Calibration Results**

**5.1 Sound Pressure Level**

Nominal value dB	Accept lower level dB	Accept upper level dB	Measured value dB
94.0	93.6	94.4	94.1

**6. Calibration Results Applied**

The results apply to the particular unit-under-test only. All calibration points are within manufacture's specification as IEC 60942 Class 1.

**Note:**

The values given in this certification only related to the values measured at the time of the calibration.

Certificate No.: APJ24-145-CC002



Page 2 of 2

Room 422, Leader Industrial Centre, 57-59 Au Pui Wan Street, Fo Tan, Shatin, N.T., Hong Kong  
Tel: (852) 2668 3423 Fax: (852) 2668 6946  
Homepage: <http://www.aa-lab.com> E-mail: [inquiry@aa-lab.com](mailto:inquiry@aa-lab.com)



## Certificate of Calibration

for

Description: Sound Level Calibrator  
Manufacturer: RION  
Type No.: NC-75  
Serial No.: 34724244

### Submitted by:

Customer: Aurecon Hong Kong Limited  
Address: Unit 1608, 16/F, Tower B,  
Manulife Financial Centre,  
223-231 Wai Yip Street, Kwun Tong,  
Kowloon, Hong Kong

Upon receipt for calibration, the instrument was found to be:

- ☒ Within  
☐ Outside

the allowable tolerance.


The test equipments used for calibration are traceable to National Standards via:


- The Government of The Hong Kong Special Administrative Region Standard & Calibration Laboratory

Date of receipt: 10 July 2025

Date of calibration: 11 July 2025

Date of NEXT calibration: 10 July 2026

Calibrated by:   
Calibration Technician

Certified by:   
Mr. Ng Yan Wa  
Laboratory Manager

Date of issue: 11 July 2025

Certificate No.: APJ25-045-CC001



Page 1 of 2

Room 422, Leader Industrial Centre, 57-59 Au Pui Wan Street, Fo Tan, Shatin, N.T., Hong Kong  
Tel: (852) 2668 3423 Fax: (852) 2668 6946  
Homepage: <http://www.aa-lab.com> E-mail: [inquiry@aa-lab.com](mailto:inquiry@aa-lab.com)



**1. Calibration Precautions:**

- The unit-under-test (UIT) was allowed to stabilize in the laboratory for over 24 hours, and switched on to warm up for over 10 minutes before the commencement of the test.
- The results presented are the mean of 3 measurements at each calibration point.

**2. Calibration Specifications:**

Calibration check

**3. Calibration Conditions:**

Air Temperature: 24.6 °C  
Air Pressure: 1006 hPa  
Relative Humidity: 57.5 %

**4. Calibration Equipment:**

Test Equipment	Type	Serial No.	Calibration Report Number	Traceable to
Multifunction Calibrator	B&K 4226	2288467	AV240081	HOKLAS
Sound Level Meter	RION NA-28	30721812	AV240109	HOKLAS

**5. Calibration Results**

**5.1 Sound Pressure Level**

Nominal value dB	Accept lower level dB	Accept upper level dB	Measured value dB
94.0	93.6	94.4	94.0

Note:

The values given in this certification only related to the values measured at the time of the calibration.



Certificate No.: APJ25-045-CC001

Page 2 of 2

Room 422, Leader Industrial Centre, 57-59 Au Pul Wan Street, Fo Tan, Shatin, N.T., Hong Kong  
Tel: (852) 2668 3423 Fax: (852) 2668 6946  
Homepage: <http://www.aa-lab.com> E-mail: [inquiry@aa-lab.com](mailto:inquiry@aa-lab.com)

## Appendix J

# The Certification of Laboratory with HOKLAS Accredited Analytical Tests



Hong Kong Accreditation Service  
香港認可處

**Certificate of Accreditation**  
**認可證書**

*This is to certify that*  
特此證明

**ACUMEN LABORATORY AND TESTING LIMITED**  
**浩科檢測中心有限公司**

**Workshop 04, 7/F, The Whitney, No. 183 Wai Yip Street, Kwun Tong, Kowloon, Hong Kong**  
**香港九龍觀塘偉業街183號The Whitney 7樓04室**

*is accredited by the Hong Kong Accreditation Service (HKAS) to ISO/IEC 17025:2017  
for performing specific laboratory activities as listed in the scope of accreditation within the test category of*  
獲香港認可處根據ISO/IEC 17025:2017認可  
進行載於認可範圍內下述測試類別中的指定實驗所活動

**Environmental Testing**  
**環境測試**

*This accreditation to ISO/IEC 17025:2017 demonstrates technical competence for a defined scope and  
the implementation of a management system relevant to laboratory operation  
(see joint IAF-ILAC-ISO Communiqué).*

此項 ISO/IEC 17025:2017 的認可資格證明此實驗所具備指定範疇內所須的技術能力並  
實施一套與實驗所運作相關的管理体系  
(見國際認可論壇、國際實驗所認可合作組織及國際標準化組織的聯合公報)。

*The common seal of HKAS is affixed hereto by the authority of the HKAS Executive*  
現經香港認可處執行機關授權在此蓋上香港認可處的印章

HO Chun-wah, Executive Administrator  
執行幹事 何振華  
Issue Date : 29 October 2024  
簽發日期：二零二四年十月二十九日  
Registration Number : HOKLAS 241  
註冊號碼：



Date of First Registration : 16 July 2014  
首次註冊日期：二零一四年七月十六日





Hong Kong Accreditation Service  
香港認可處

**Certificate of Accreditation**  
**認可證書**

*This is to certify that*  
*特此證明*

**ALS TECHNICHEM (HK) PTY LIMITED**

**11/F, Chung Shun Knitting Centre, 1-3 Wing Yip Street, Kwai Chung, New Territories, Hong Kong**  
**香港新界葵涌永業街1-3號忠信針織中心11樓**

*is accredited by the Hong Kong Accreditation Service (HKAS) to ISO/IEC 17025:2017*  
*for performing specific laboratory activities as listed in the scope of accreditation within the test category of*  
*獲香港認可處根據ISO/IEC 17025:2017認可*  
*進行載於認可範圍內下述測試類別中的指定實驗室活動*

**Environmental Testing**  
**環境測試**

*This accreditation to ISO/IEC 17025:2017 demonstrates technical competence for a defined scope and*  
*the implementation of a management system relevant to laboratory operation*  
*(see joint IAF-ILAC-ISO Communiqué).*

*此項 ISO/IEC 17025:2017 的認可資格證明此實驗室具備指定範圍內所須的技術能力並*  
*實施一套與實驗室運作相關的管理體系*  
*(見國際認可論壇、國際實驗室認可合作組織及國際標準化組織的聯合公報)。*

*The common seal of HKAS is affixed hereto by the authority of the HKAS Executive*  
*現經香港認可處執行機關授權在此蓋上香港認可處的印章*

SHUM Wai-leung, Executive Administrator  
執行幹事 沈偉良  
Issue Date : 28 February 2020  
簽發日期：二零二零年二月二十八日

Registration Number : **HOKLAS 066**  
註冊號碼：



Date of First Registration : 15 September 1995  
首次註冊日期：一九九五年九月十五日

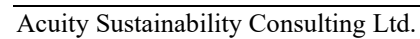
*This certificate is issued subject to the terms and conditions laid down by HKAS*  
*本證書按照香港認可處訂立的條款及條件發出*

**L001934**

# Appendix K

## Location Plan of Noise and Air Quality Monitoring Station





## Appendix L

### Monitoring Data (Air Monitoring)

Location: Yau Ma Tei Catholic Primary School (Hoi Wang Road) (W-A1)  
Monitoring date: 04, 10, 16, 22 and 27 December 2025  
Parameter : TSP 1-hour  
Other Factors Nearby traffic

Date	1-hour TSP ( $\mu\text{g}/\text{m}^3$ )				
	Weather	Start Time	1 <sup>st</sup> Hour ( $\mu\text{g}/\text{m}^3$ )	2 <sup>nd</sup> Hour ( $\mu\text{g}/\text{m}^3$ )	3 <sup>rd</sup> Hour ( $\mu\text{g}/\text{m}^3$ )
04/12/2025	Sunny	10:00	84	73	69
10/12/2025	Fine	11:00	52	54	55
16/12/2025	Sunny	9:55	25	22	23
22/12/2025	Cloudy	9:48	100	93	81
27/12/2025	Sunny	11:15	27	32	36
Minimum: 22 $\mu\text{g}/\text{m}^3$			Maximum: 100 $\mu\text{g}/\text{m}^3$		

Location: Man Cheong Building (W-A6)  
Monitoring date: 04, 10, 16, 22 and 27 December 2025  
Parameter : TSP 1-hour  
Other Factors Nearby traffic

Date	1-hour TSP ( $\mu\text{g}/\text{m}^3$ )				
	Weather	Start Time	1 <sup>st</sup> Hour ( $\mu\text{g}/\text{m}^3$ )	2 <sup>nd</sup> Hour ( $\mu\text{g}/\text{m}^3$ )	3 <sup>rd</sup> Hour ( $\mu\text{g}/\text{m}^3$ )
04/12/2025	Sunny	10:53	66	57	63
10/12/2025	Fine	13:35	50	49	32
16/12/2025	Sunny	10:50	26	27	28
22/12/2025	Cloudy	11:26	84	76	70
27/12/2025	Sunny	13:15	33	28	35
Minimum: 26 $\mu\text{g}/\text{m}^3$			Maximum: 84 $\mu\text{g}/\text{m}^3$		

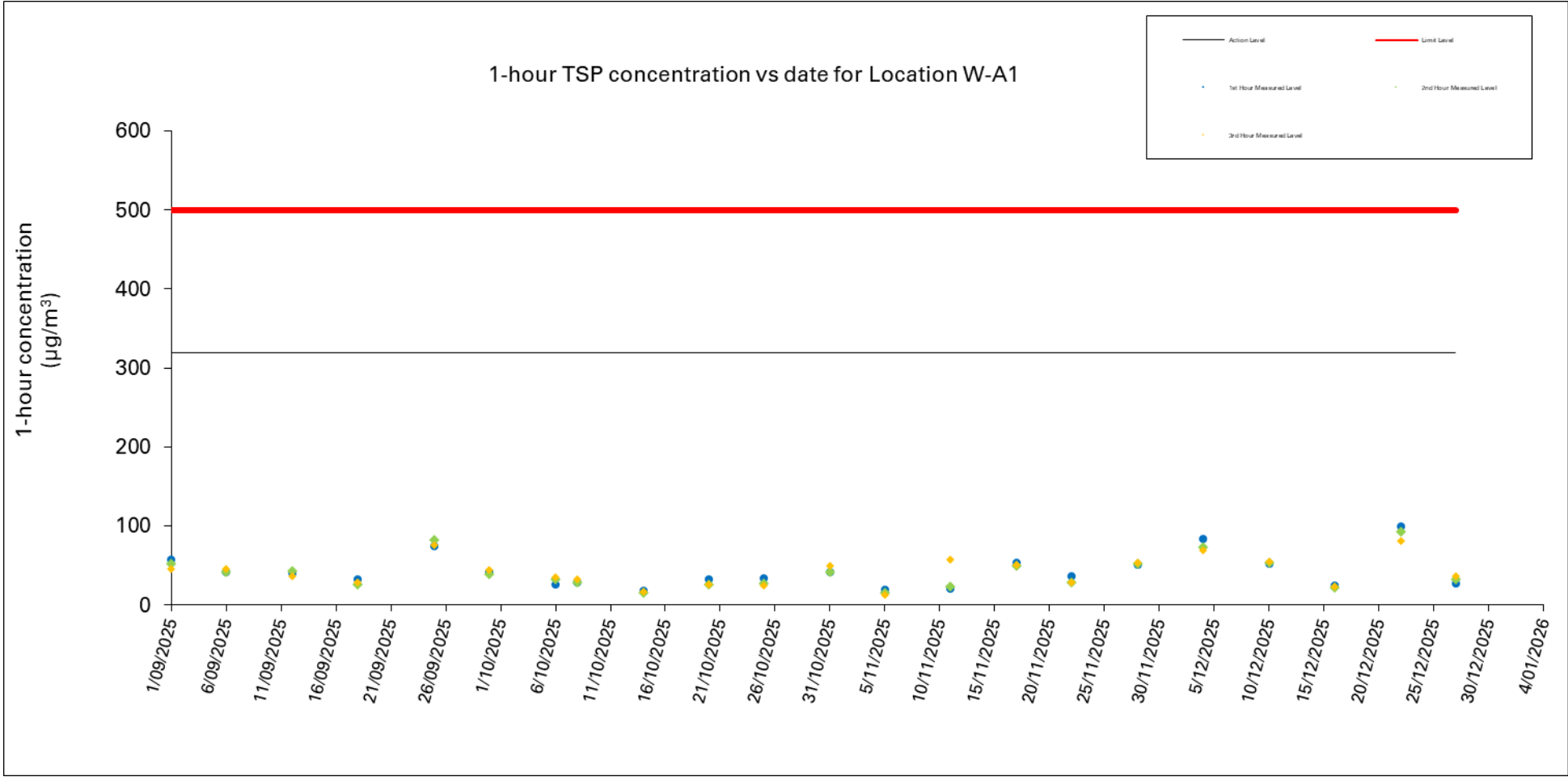


Figure 1: Graphical Illustration of Measured 1-hour TSP (µg/m³) Levels at W-A1

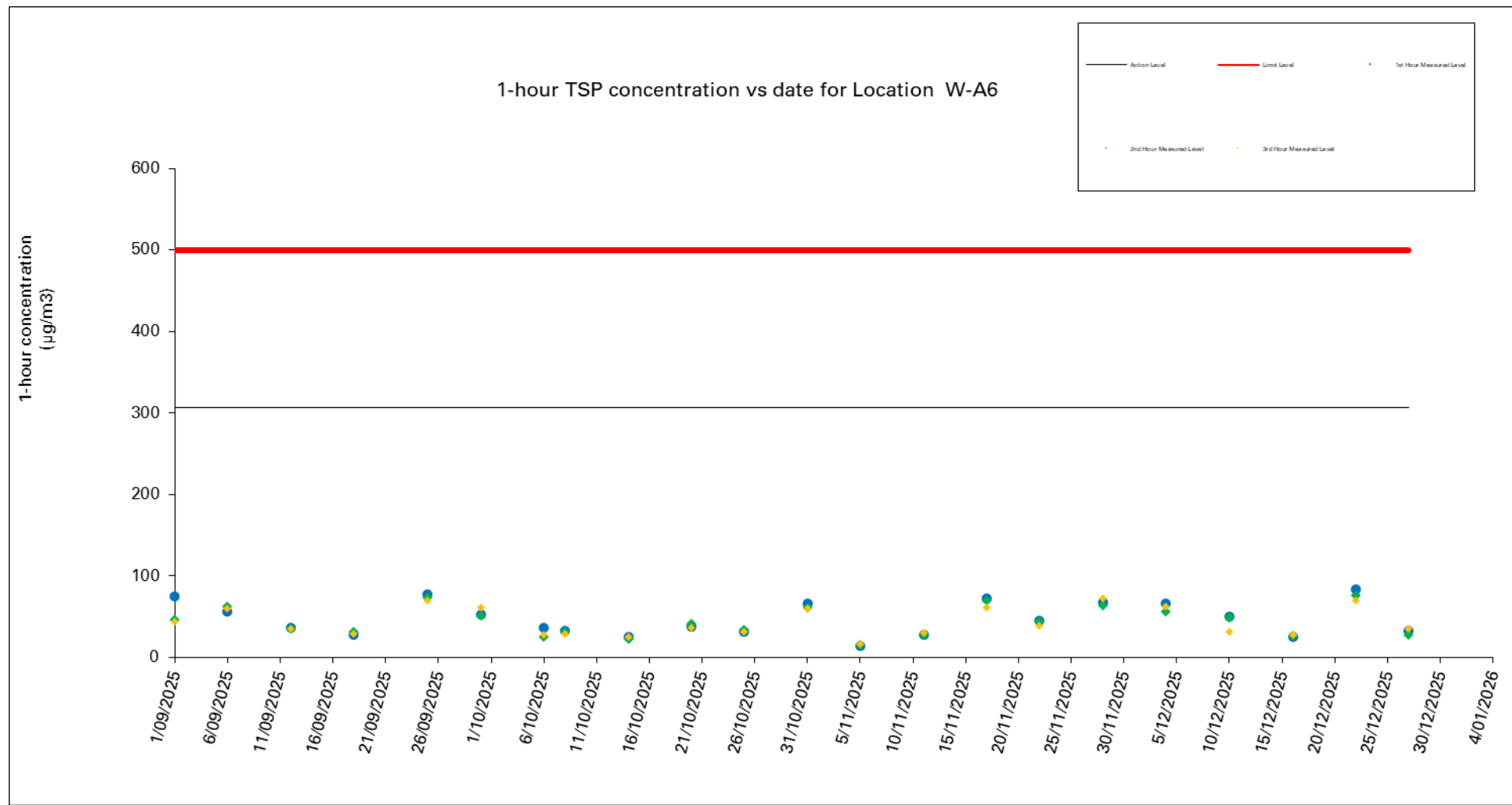


Figure 2: Graphical Illustration of Measured 1-hour TSP ( $\mu\text{g}/\text{m}^3$ ) Levels at W-A6

Location: Yau Ma Tei Catholic Primary School (Hoi Wang Road) (W-A1)  
Monitoring date: 04, 10, 16, 22 and 27 December 2025  
Parameter : TSP 24-hour  
Other Factors Nearby traffic

Summary of TSP-24hr Concentration (  $\mu\text{g}/\text{m}^3$  ) at Location W-A1

										Date of Calibration:		2-Dec-25	Slope =		23.2407		
										Calibration due date:		17-Dec-25	Intercept =		16.9453		
										Date of Calibration:		17-Dec-25	Slope =		20.9740		
										Calibration due date:		1-Jan-26	Intercept =		19.5014		
Start Date	Weather Condition	Elapse Time			Chart Reading			Avg Air Temp (°C)	Avg Atmospheric Pressure (hPa)	Flow Rate (m³/min)	Standard Air Volume (m³)	Filter Weight (g)		Particulate weight (g)	Corr. (µg/m³)		
		Initial	Final	Actual (min)	Min	Max	Avg					Initial	Final				
4/12/2025	Sunny	11666.7	11690.7	1440.0	38	39	38.5	20.1	1021.4	0.95	1375	2.7243	2.8671	0.1428	104		
10/12/2025	Fine	11690.7	11714.7	1440.0	39	39	39.0	21.8	1018.3	0.97	1392	2.7351	2.7964	0.0613	44		
16/12/2025	Sunny	11714.7	11738.7	1440.0	39	40	39.5	20.8	1019.7	0.99	1431	2.7568	2.8951	0.1383	97		
22/12/2025	Cloudy	11738.7	11762.7	1440.0	39	39	39.0	19.9	1018.1	0.95	1375	2.7428	2.8595	0.1167	85		
27/12/2025	Sunny	11762.7	11786.7	1440.0	40	41	40.5	17.4	1019.6	1.04	1495	2.7029	2.7632	0.0603	40		
										Maximum:		104 µg/m³		Minimum:		40 µg/m³	

Location: Man Cheong Building (W-A6)  
Monitoring date: 04, 10, 16, 22 and 27 December 2025  
Parameter : TSP 24-hour  
Other Factors Nearby traffic

Summary of TSP-24hr Concentration ( $\mu\text{g}/\text{m}^3$ ) at Location W-A6

										Date of Calibration:		2-Dec-25	Slope =		20.5316		
										Calibration due date:		17-Dec-25	Intercept =		21.2732		
										Date of Calibration:		17-Dec-25	Slope =		18.2098		
										Calibration due date:		1-Jan-26	Intercept =		21.8427		
Start Date	Weather Condition	Elapse Time			Chart Reading			Avg Air Temp (°C)	Avg Atmospheric Pressure (hPa)	Flow Rate (m³/min)	Standard Air Volume (m³)	Filter Weight (g)		Particulate weight (g)	Conc. (µg/m³)		
		Initial	Final	Actual (min)	Min	Max	Avg					Initial	Final				
4/12/2025	Sunny	14674.3	14698.3	1440.00	39	40	39.5	20.1	1021.4	0.92	1324	2.7108	2.7662	0.0554	42		
10/12/2025	Fine	14698.3	14722.3	1440.00	39	39	39.0	21.8	1018.3	0.88	1272	2.7340	2.7631	0.0291	23		
16/12/2025	Sunny	14722.3	14746.3	1440.00	40	40	40.0	20.8	1019.7	0.94	1352	2.7513	2.9047	0.1534	113		
22/12/2025	Cloudy	14746.3	14770.3	1440.00	39	40	39.5	19.9	1018.1	1.00	1439	2.7411	2.8807	0.1396	97		
27/12/2025	Sunny	14770.3	14794.3	1440.00	38	39	38.5	17.4	1019.6	0.96	1376	2.7390	2.8350	0.0960	70		
										Maximum:		113 µg/m³		Minimum:		23 µg/m³	



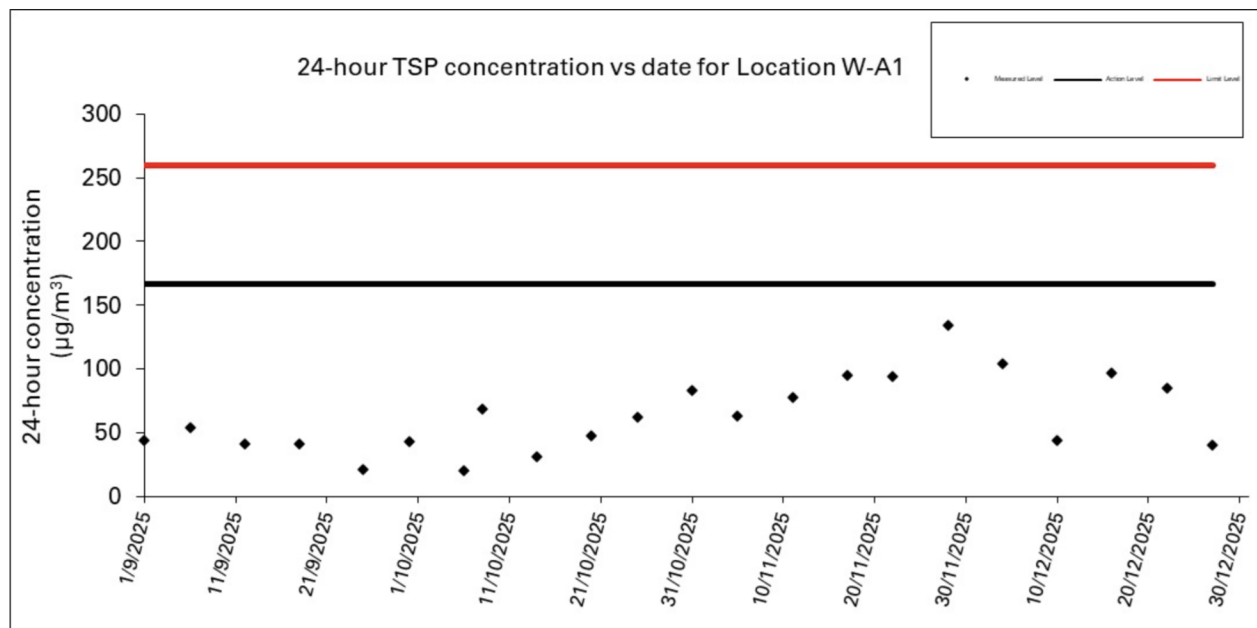


Figure 3: Graphical Illustration of Measured 24-hour TSP ( $\mu\text{g}/\text{m}^3$ ) Levels at W-A1

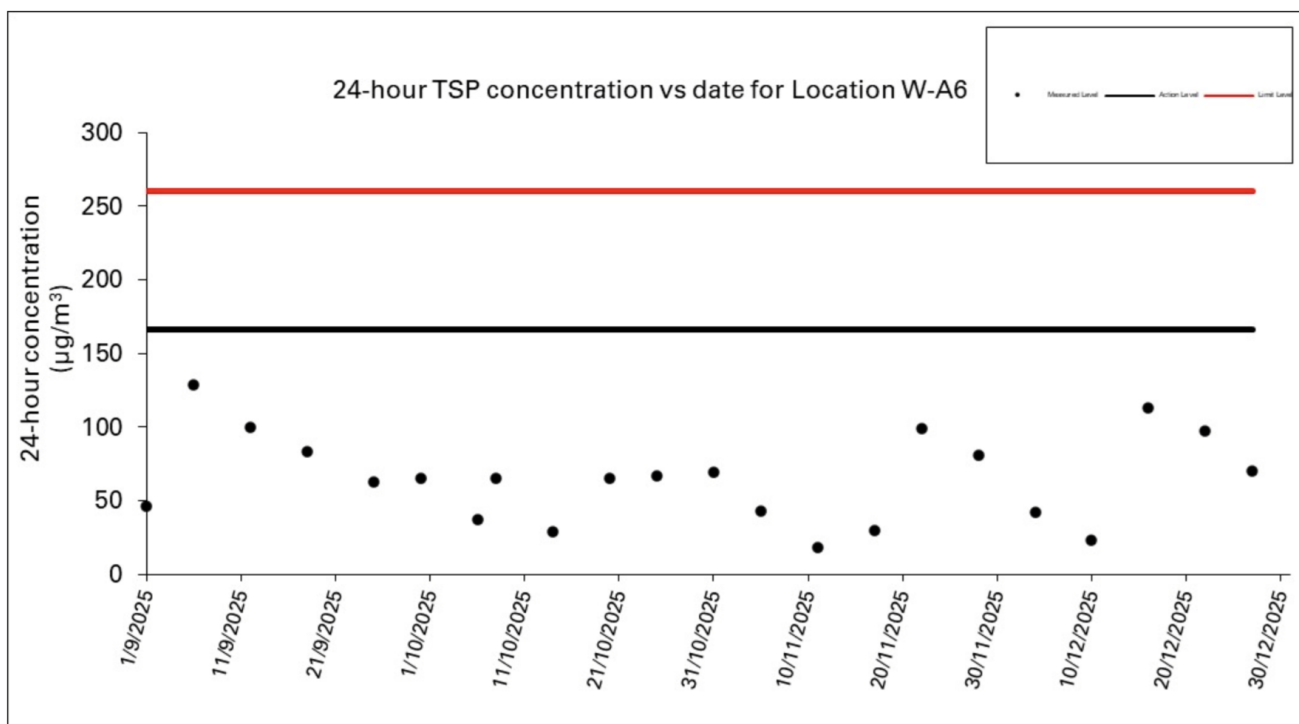
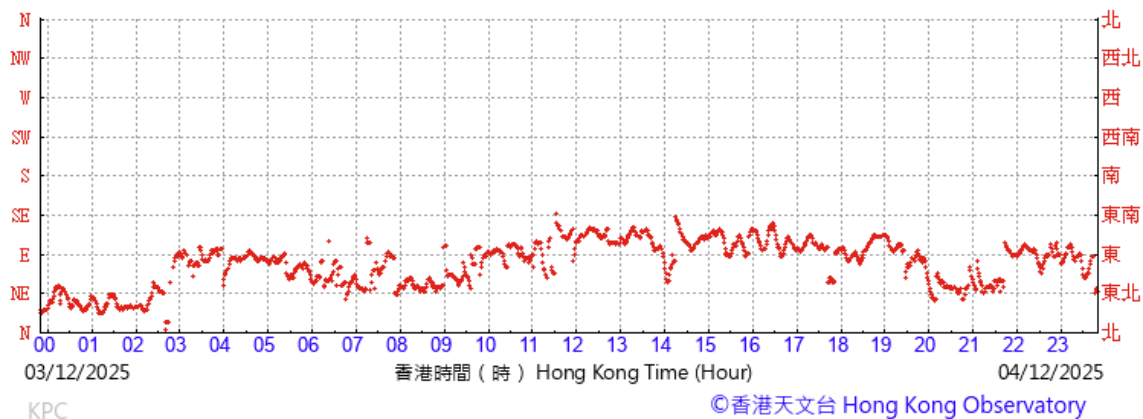


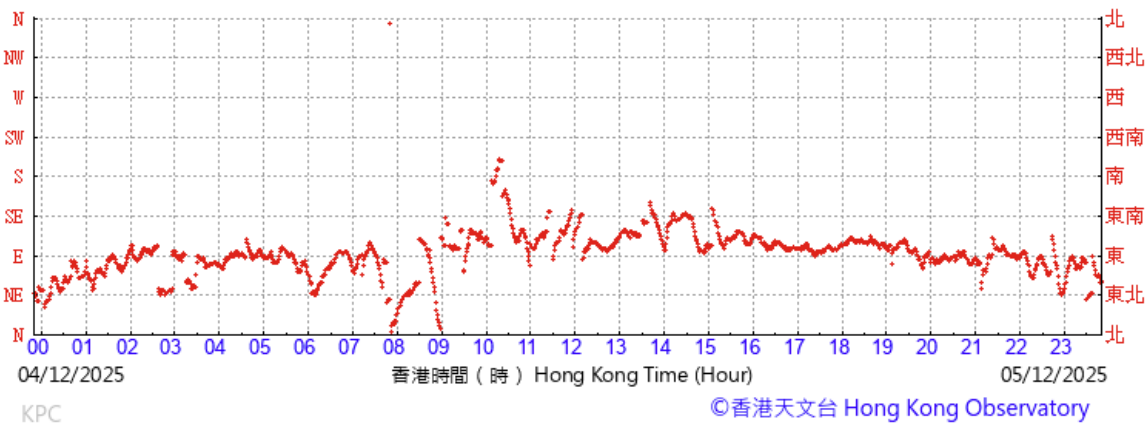
Figure 4: Graphical Illustration of Measured 24-hour TSP ( $\mu\text{g}/\text{m}^3$ ) Levels at W-A6

**Wind direction data for 4, 5, 10, 11, 16, 17, 22, 23, 27 and 28 December 2025**

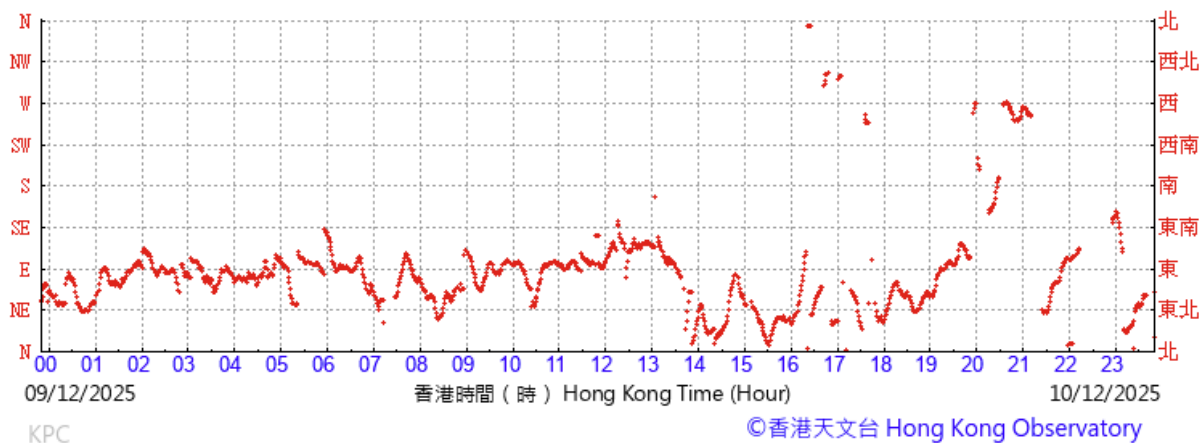
( 於香港時間04/12/2025 23 時 50 分更新 ) ( Updated at 23:50H on 04/12/2025 )

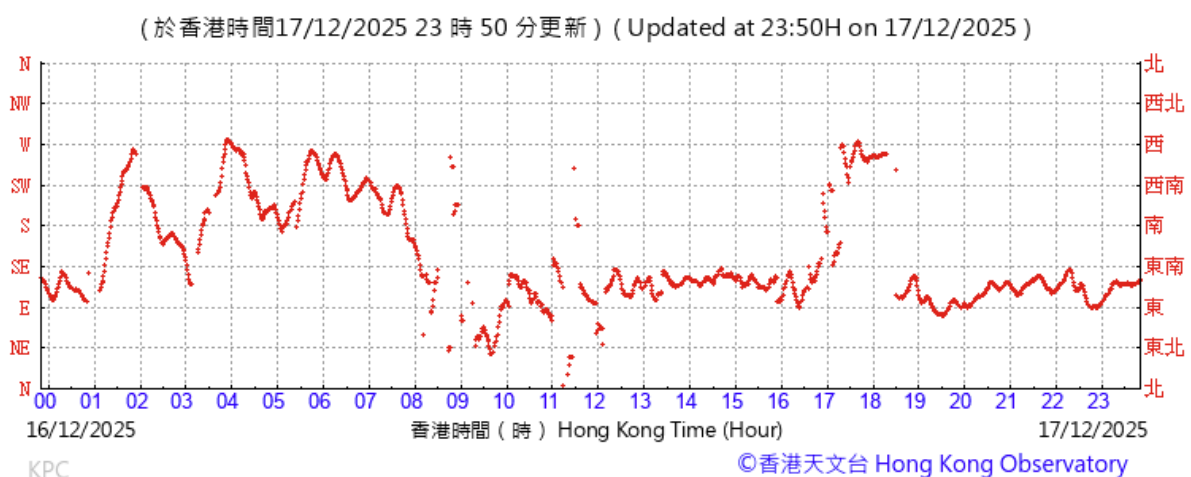
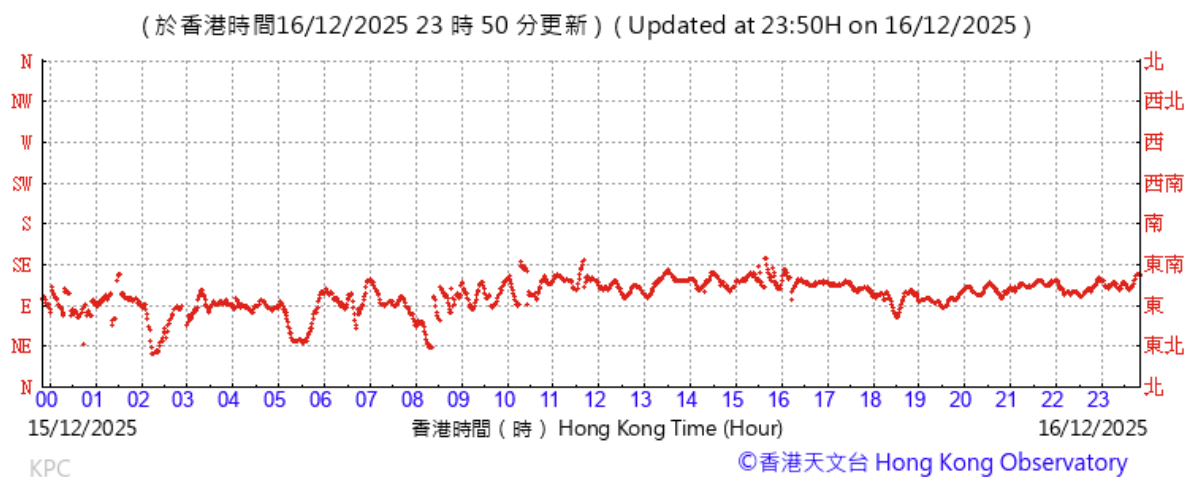
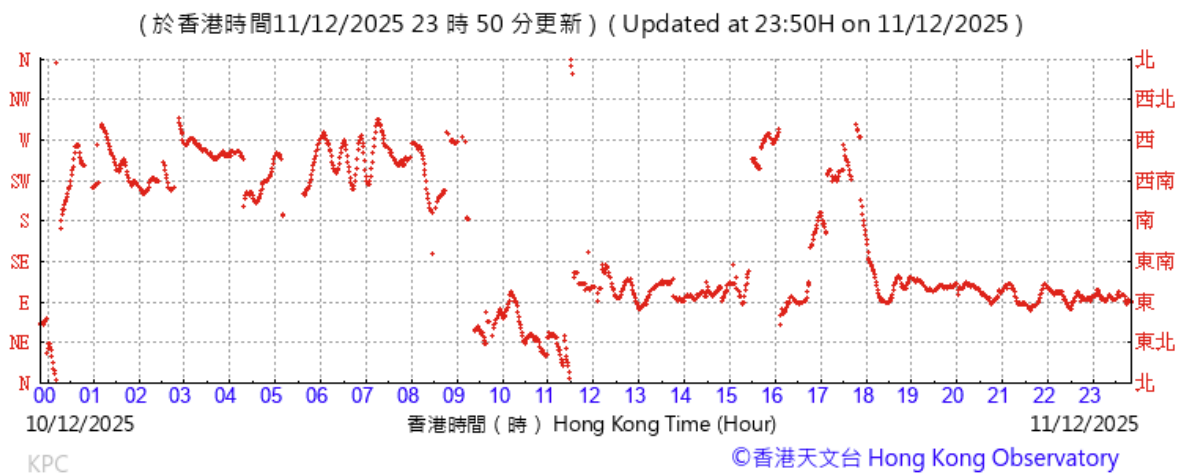


( 於香港時間05/12/2025 23 時 50 分更新 ) ( Updated at 23:50H on 05/12/2025 )

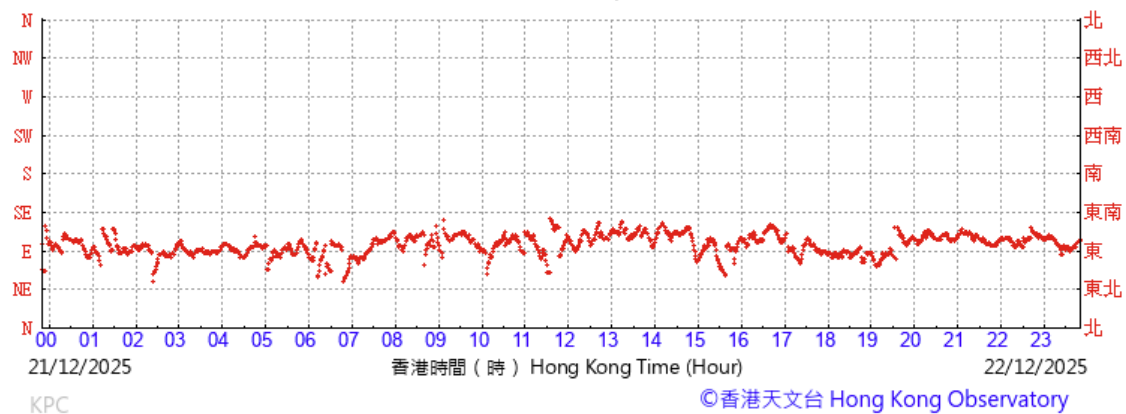


( 於香港時間10/12/2025 23 時 50 分更新 ) ( Updated at 23:50H on 10/12/2025 )

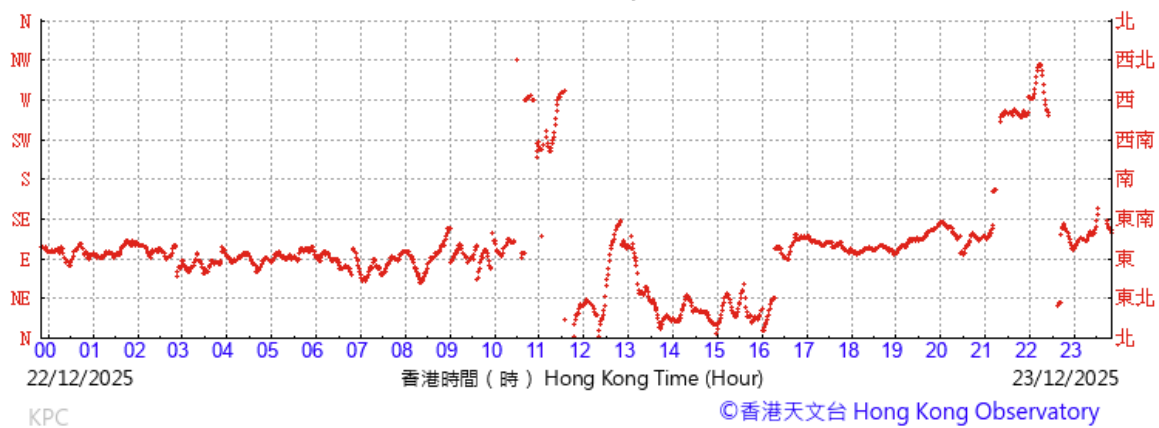




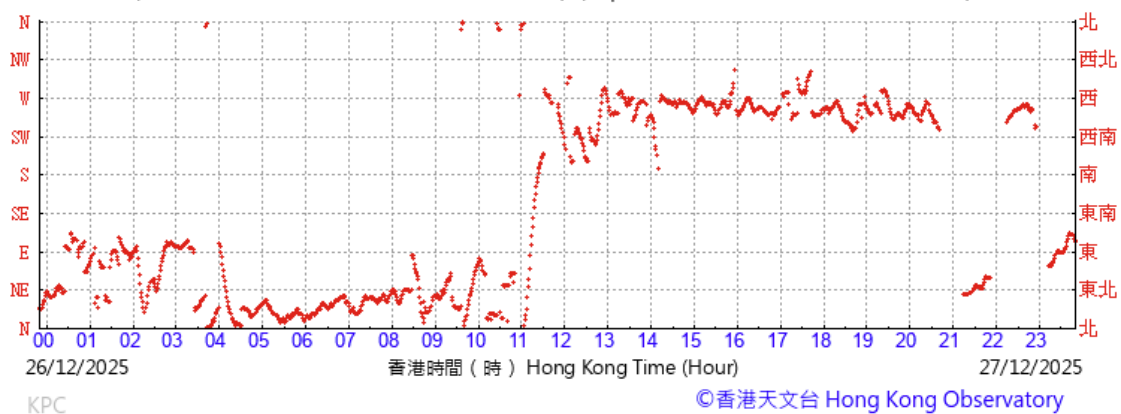
( 於香港時間22/12/2025 23 時 50 分更新 ) ( Updated at 23:50H on 22/12/2025 )

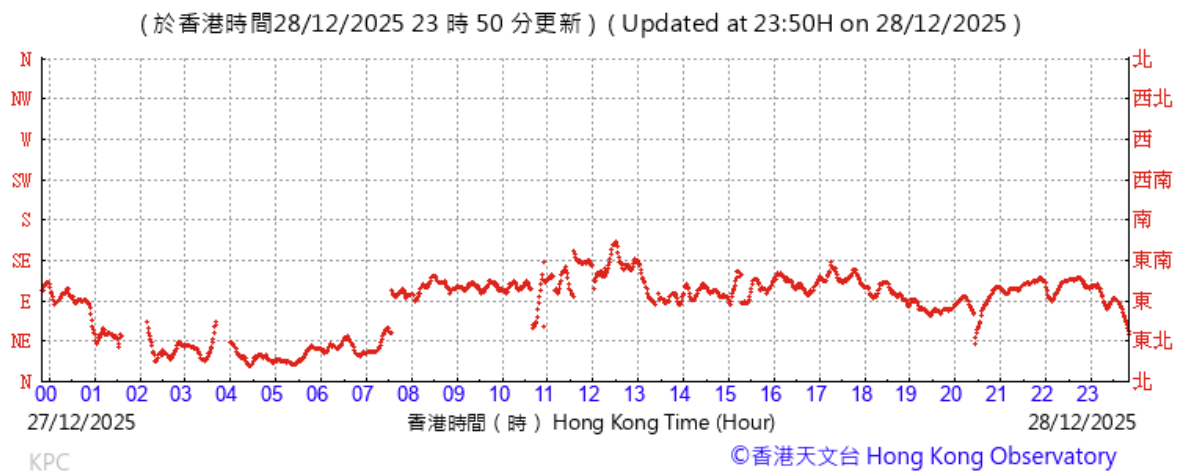


( 於香港時間23/12/2025 23 時 50 分更新 ) ( Updated at 23:50H on 23/12/2025 )

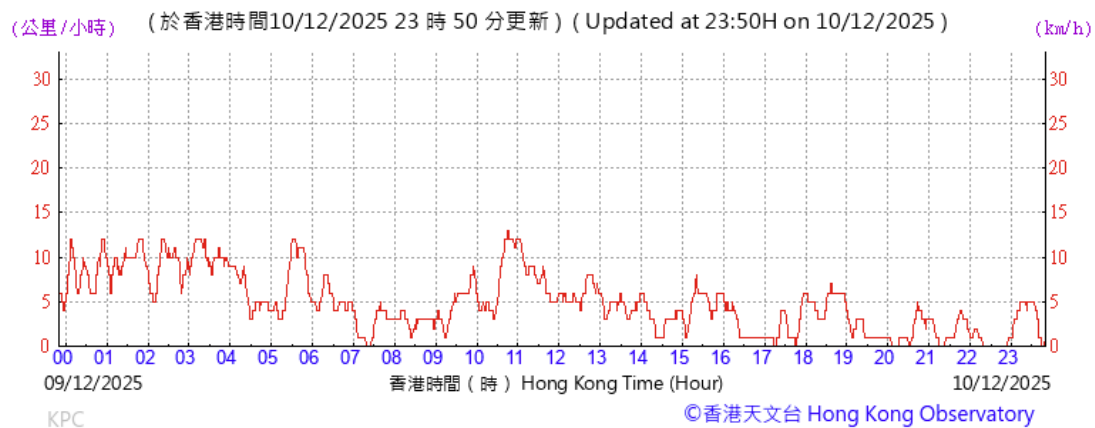
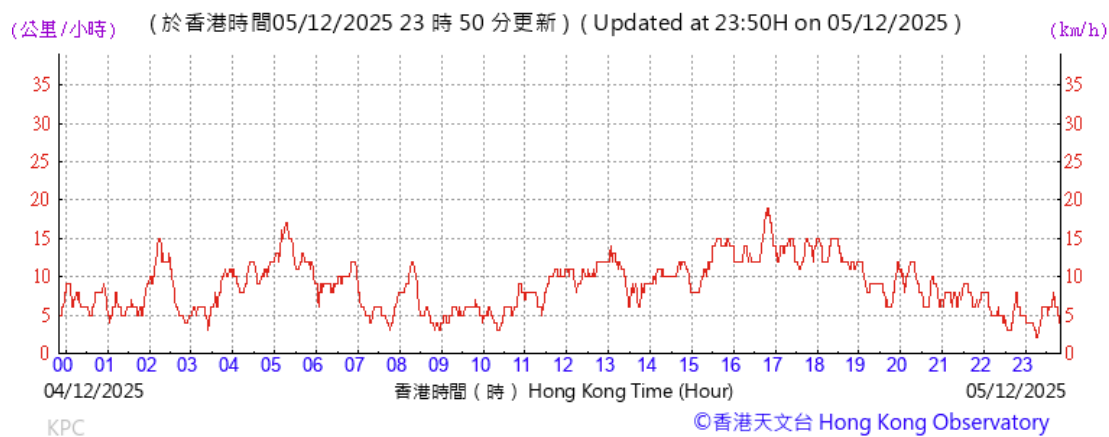
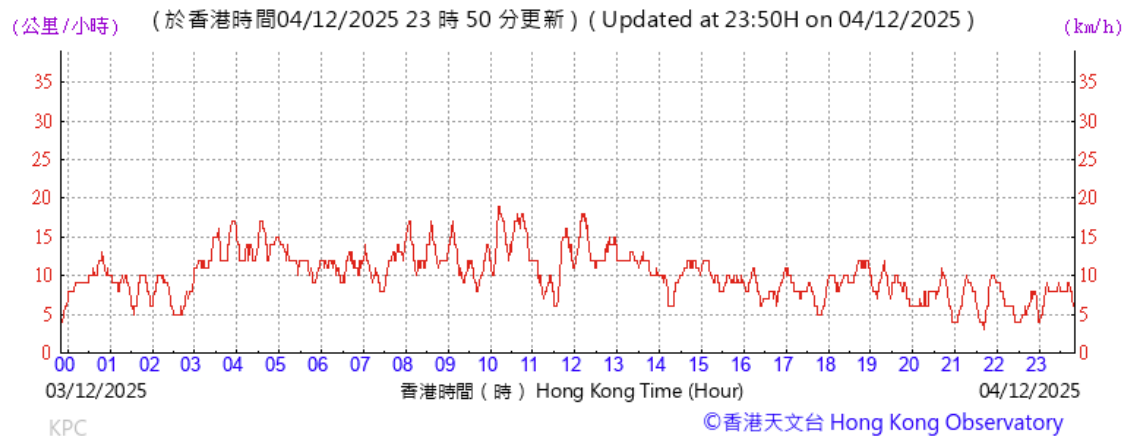


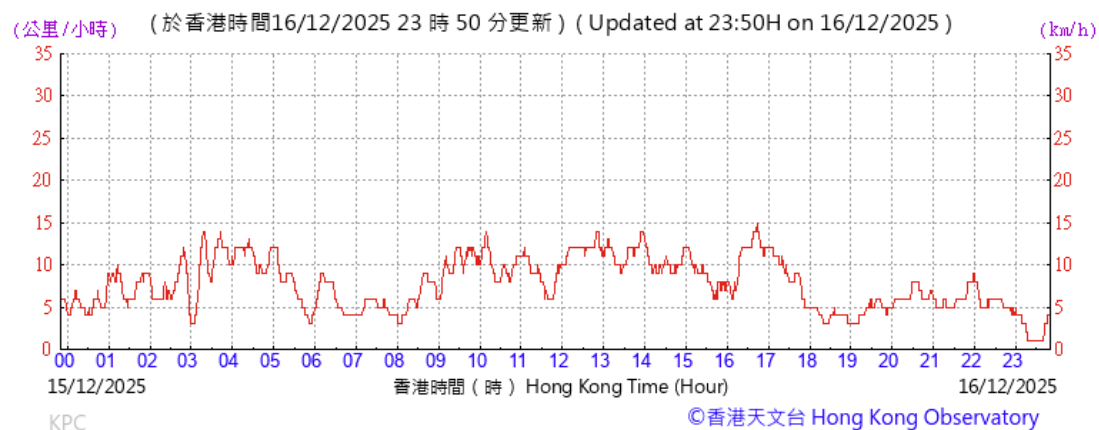
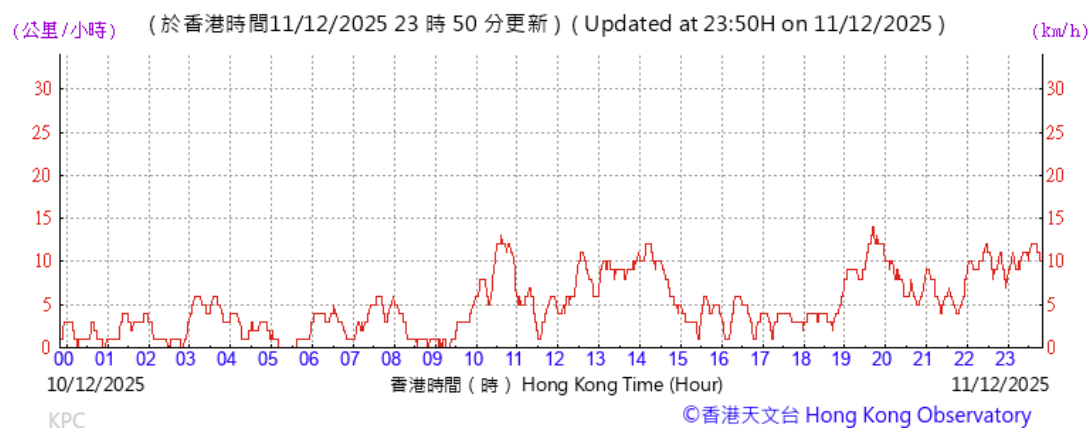
( 於香港時間27/12/2025 23 時 50 分更新 ) ( Updated at 23:50H on 27/12/2025 )

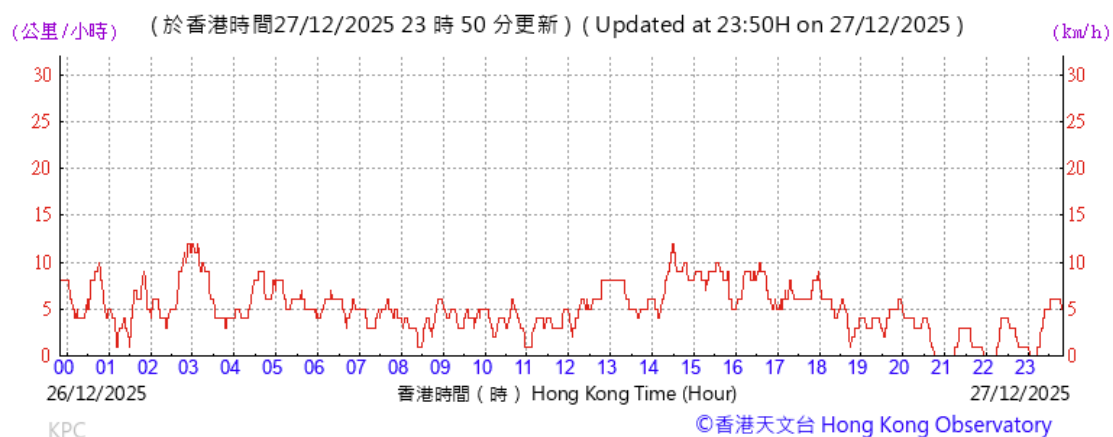
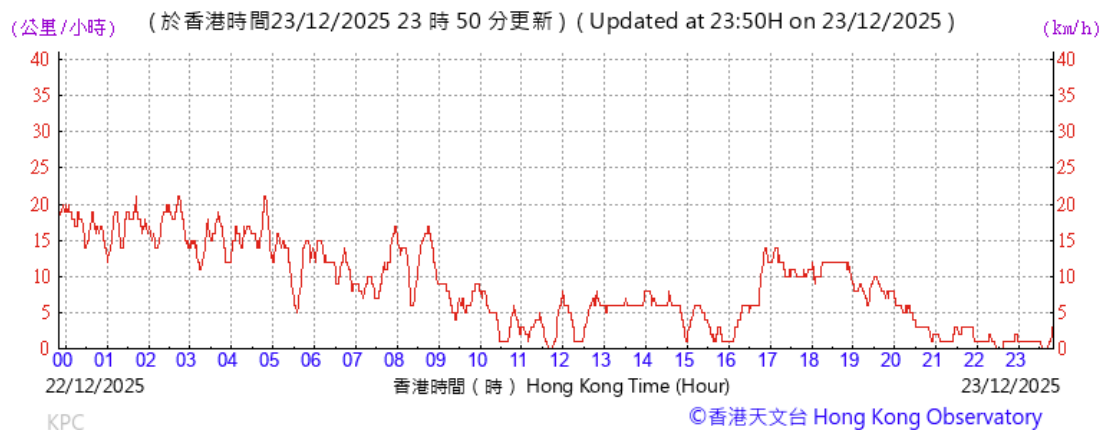
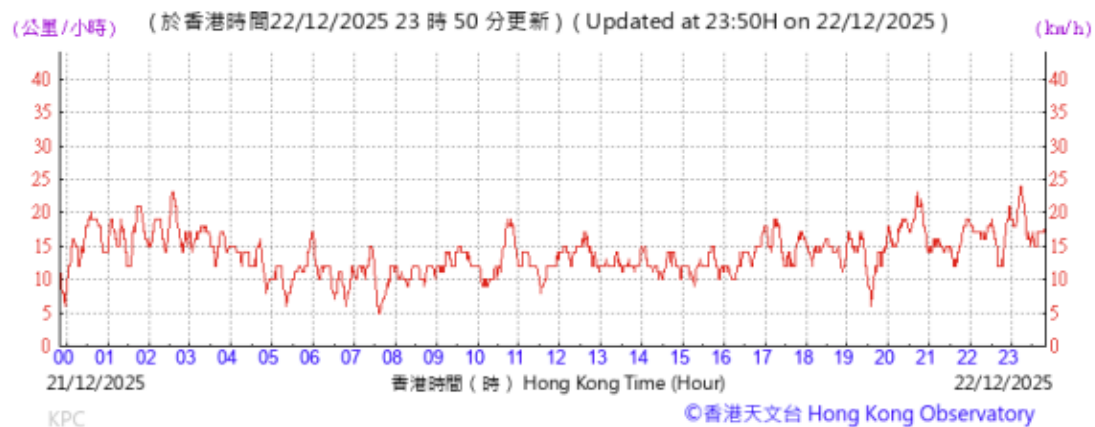




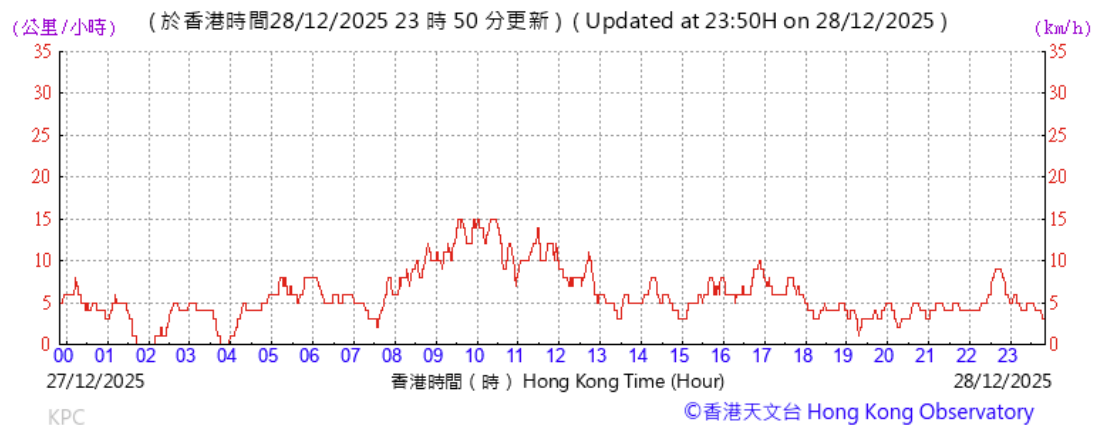
**Wind speed data for 4, 5, 10, 11, 16, 17, 22, 23, 27 and 28 December 2025**











## Appendix M

### Monitoring Data (Noise)

Location: Yau Ma Tei Catholic Primary School (Hoi Wang Road) (W-N1A)  
Monitoring date: 04, 10, 16, 22 and 27 December 2025  
Parameter :  $L_{eq}$ ,  $L_{10}$ ,  $L_{90}$   
Other Factors Nearby traffic

Noise Monitoring data:

Date	Weather	Start Time - End Time	$L_{eq}$	$L_{10}$	$L_{90}$	Wind speed (m/s)	Limit level
04/12/2025	Sunny	10:00 - 10:30	59.3	60.1	58.3	3.8	70.0
10/12/2025	Fine	10:47 - 11:17	57.2	58.0	56.5	2.9	70.0
16/12/2025	Sunny	9:55 - 10:25	59.9	60.8	59.4	2.8	70.0
22/12/2025	Cloudy	9:50 - 10:20	60.3	61.1	59.7	3.1	70.0
27/12/2025	Sunny	11:12 - 11:42	54.7	56.0	53.2	1.0	70.0

Remark: No examinations were scheduled at Yau Ma Tei Catholic Primary School during the reporting month, hence the limit level was 70 dB(A).

Location: Hydan Place (W-N18)  
Monitoring date: 04, 10, 16, 22 and 27 December 2025  
Parameter :  $L_{eq}$ ,  $L_{10}$ ,  $L_{90}$   
Other Factors Nearby traffic

Noise Monitoring data:

Date	Weather	Start Time - End Time	$L_{eq}$	$L_{10}$	$L_{90}$	Wind speed (m/s)	Limit level
04/12/2025	Sunny	14:31 - 15:01	65.0	67.4	61.1	3.1	75.0
10/12/2025	Fine	14:07 - 14:37	66.3	68.4	63.3	1.1	75.0
16/12/2025	Sunny	10:38 - 11:08	66.1	68.6	62.5	2.6	75.0
22/12/2025	Cloudy	13:27 - 13:57	60.4	62.7	58.2	3.3	75.0
27/12/2025	Sunny	14:38 - 15:08	68.2	70.3	65.6	2.5	75.0

Location: Prosperous Garden Block 1 (W-N25A)  
Monitoring date: 04, 10, 16, 22 and 27 December 2025  
Parameter :  $L_{eq}$ ,  $L_{10}$ ,  $L_{90}$   
Other Factors Nearby traffic

Noise Monitoring data:

Date	Weather	Start Time - End Time	$L_{eq}$	$L_{10}$	$L_{90}$	Wind speed (m/s)	Limit level
04/12/2025	Sunny	13:46 - 14:16	67.7	70.0	63.4	2.3	75.0
10/12/2025	Fine	16:20 - 16:50	69.5	71.7	66.5	0.3	75.0
16/12/2025	Sunny	13:12 - 13:42	71.7	76.0	68.8	3.1	75.0
22/12/2025	Cloudy	11:05 - 11:35	73.3	75.1	70.5	2.9	75.0
27/12/2025	Sunny	13:06 - 13:36	68.5	70.7	60.5	1.8	75.0

Location: The Coronation Tower 1 (W-P11)  
Monitoring date: 04, 10, 16, 22 and 27 December 2025  
Parameter :  $L_{eq}$ ,  $L_{10}$ ,  $L_{90}$   
Other Factors Nearby traffic

Noise Monitoring data:

Date	Weather	Start Time - End Time	$L_{eq}$	$L_{10}$	$L_{90}$	Wind speed (m/s)	Limit level
04/12/2025	Sunny	11:10 - 11:40	66.3	70.5	63.5	2.4	75.0
10/12/2025	Fine	9:40 - 10:10	65.2	66.7	64.3	1.7	75.0
16/12/2025	Sunny	11:10 - 11:40	63.2	64.2	62.2	2.5	75.0
22/12/2025	Cloudy	10:40 - 11:10	64.7	66.0	63.5	4.4	75.0
27/12/2025	Sunny	15:32 - 16:02	63.7	64.8	62.6	1.9	75.0

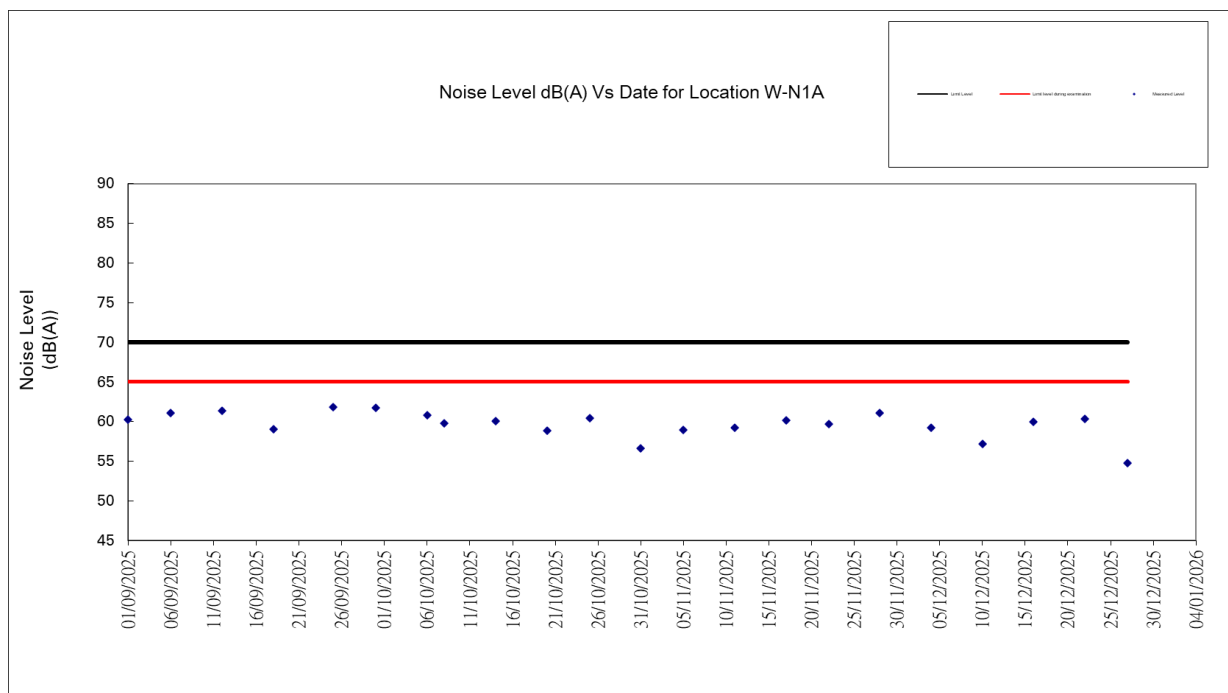


Figure 1: Graphical Illustration of Measured Noise Levels at W-N1A

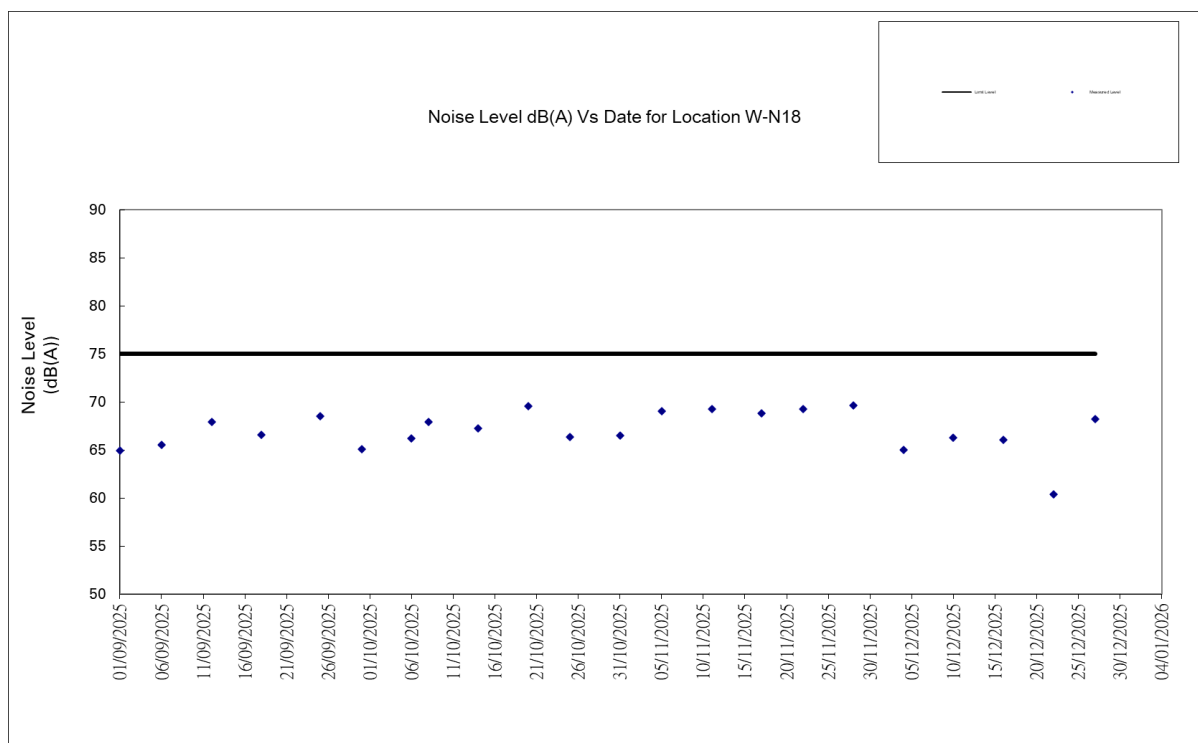


Figure 2: Graphical Illustration of Measured Noise Levels at W-N18

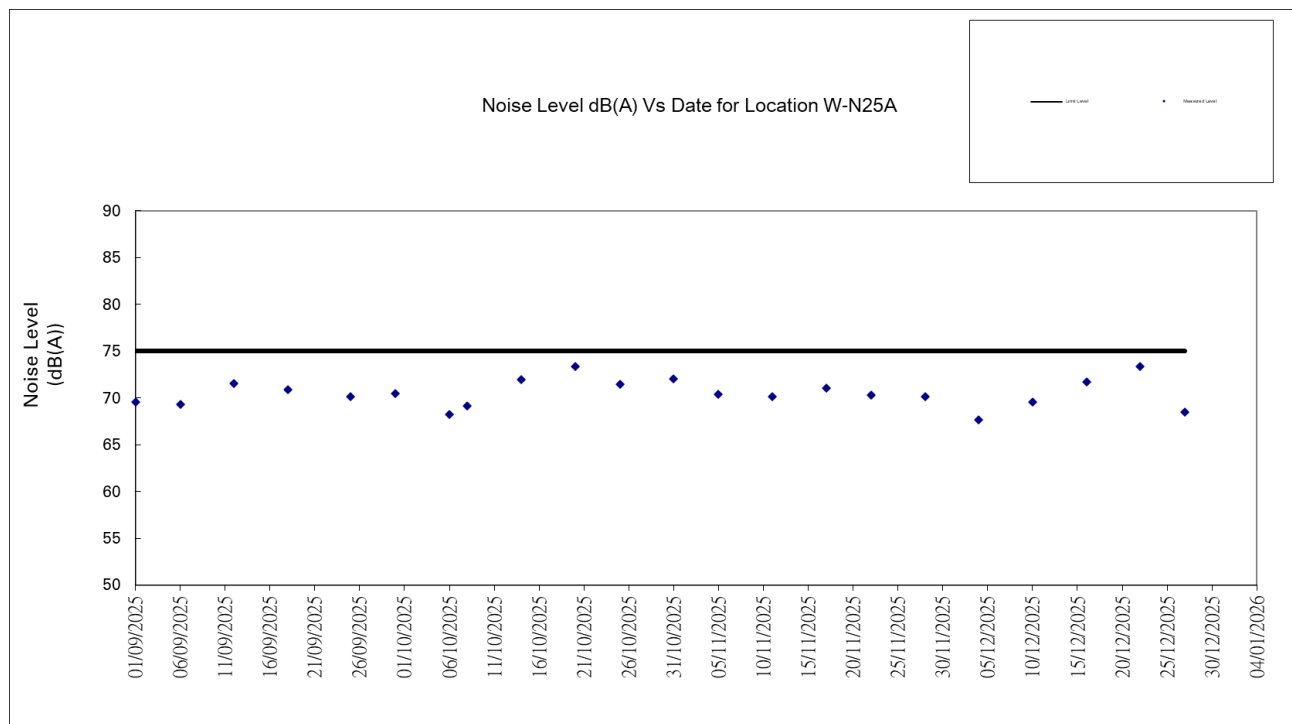


Figure 3: Graphical Illustration of Measured Noise Levels at W-N25A

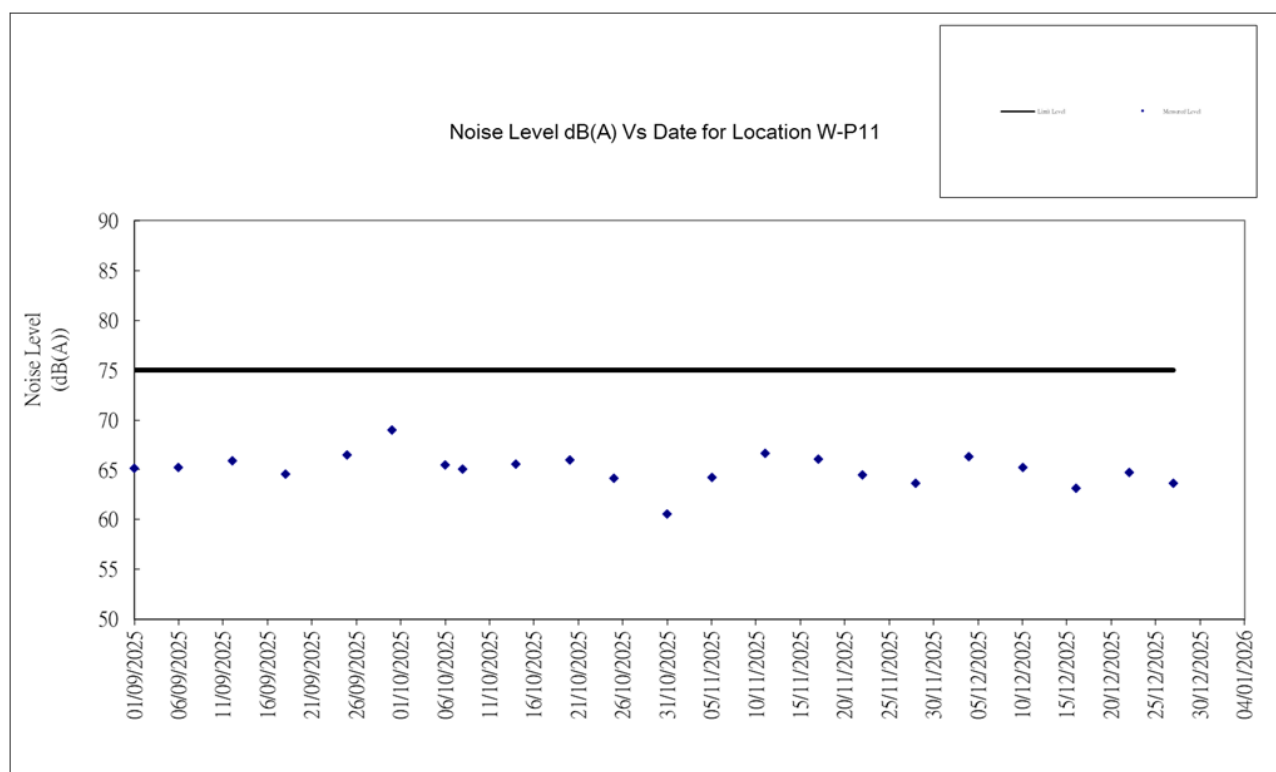


Figure 4: Graphical Illustration of Measured Noise Levels at W-P11



# Appendix N

## Waste Flow Table

Monthly Summary Waste Flow Table

Name of Department: Highways Department

Contract No. / Works Order No.: HY/2014/20

Monthly Summary Waste Flow Table for December 2025

[to be submitted not later than the 15<sup>th</sup> day of each month following reporting month] (All quantities shall be rounded off to 2 decimal place.)

Month		Actual Quantities of <u>Inert</u> Construction Waste Generated Monthly				
	(a)=(b)+(c)+(d)+I+ (f)+ (g)+ (h)+ (i)+ (j)+ (k) Total Quantity Generated	(b) Hard Rock and Large Broken Concrete	(c) Reused in the Contract	(d) Reused in other Projects	(e) Disposed of as Public Fill	(f) Imported Fill
	(in ‘tonnes)	(in ‘tonnes)	(in ‘tonnes)	(in ‘tonnes)	(in ‘tonnes)	(in ‘tonnes)
Jan-25	1829.57	0.00	0.00	0.00	1290.94	454.60
Feb-25	3865.77	0.00	0.00	0.00	2082.43	1684.46
Mar-25	2090.57	0.00	0.00	0.00	1333.26	640.89
Apr-25	2875.31	0.00	0.00	0.00	1917.91	791.33
May-25	2371.61	0.00	0.00	0.00	2137.86	0.00
Jun-25	1968.26	0.00	0.00	0.00	1863.38	0.00
Sub-total	15001.10	0.00	0.00	0.00	10625.78	3571.28
Jul-25	1802.80	0.00	0.00	0.00	1321.25	343.42
Aug-25	1950.78	0.00	0.00	0.00	1514.15	325.48
Sep-25	1608.71	0.00	0.00	0.00	1144.36	164.55
Oct-25	2368.41	0.00	0.00	0.00	621.32	1737.91
Nov-25	2501.97	0.00	0.00	434.54	1455.24	602.99
Dec-25	1776.88	0.00	0.00	0.00	1773.75	0.00
Total	27010.65	0.00	0.00	434.54	18455.85	6745.63
2018	15.65	0.00	0.00	0.00	0.00	0.00
2019	71691.85	0.00	5534.00	8066.88	57313.64	415.55
2020	168891.36	0.00	15437.30	84381.54	68187.83	180.00
2021	213790.30	0.00	16567.28	79780.37	114965.52	1002.03
2022	140806.50	0.00	22476.00	20553.85	51490.05	44771.11
2023	126731.90	0.00	27490.00	129.27	92991.04	4240.52
2024	41924.52	0.00	0.00	0.00	19978.70	19393.12
Accumulated Total	791130.71	0.00	87504.58	193346.45	423382.63	76747.95

Month	Actual Quantities of <u>Non-inert</u> Construction Waste Generated Monthly								
	(g) Metals		(h) Paper/ cardboard packaging		(i) Plastics		(j) Chemical Waste		(k) Others, e.g. General Refuse disposed at Landfill
	(in ‘000kg)		(in ‘000kg)		(in ‘000kg)		(in ‘000kg)		(in ‘tonnes)
	generated	recycled	generated	recycled	generated	recycled	generated	recycled	generated
Jan-25	0.00	0.00	0.00	0.00	0.00	0.00	0.00	0.00	84.03
Feb-25	4.14	0.00	0.0037	0.00	1.20	0.00	0.00	0.00	93.54
Mar-25	14.94	0.00	0.00	0.00	0.00	0.00	0.00	0.00	101.48
Apr-25	74.94	0.00	0.0016	0.00	0.48	0.00	0.00	0.00	90.65
May-25	156.47	0.00	0.00	0.00	0.00	0.00	0.00	0.00	77.28
Jun-25	28.63	0.00	0.00	0.00	0.33	0.00	0.00	0.00	75.92
Sub-total	279.12	0.00	0.01	0.00	2.01	0.00	0.00	0.00	522.90
Jul-25	0.00	0.00	0.00	0.00	0.33	0.00	0.00	0.00	137.80
Aug-25	0.00	0.00	0.00	0.00	0.00	0.00	0.00	0.00	111.15
Sep-25	224.67	0.00	0.00	0.00	0.44	0.00	0.00	0.00	74.69
Oct-25	0.00	0.00	0.00	0.00	0.00	0.00	0.00	0.00	9.18
Nov-25	0.00	0.00	0.00	0.00	0.00	0.00	0.00	0.00	9.20
Dec-25	0.00	0.00	0.00	0.00	0.00	0.00	0.00	0.00	3.13
Total	503.79	0.00	0.01	0.00	2.78	0.00	0.00	0.00	868.05
2018	0.00	0.00	0.00	0.00	0.00	0.00	0.00	0.00	15.65
2019	106.03	106.04	0.20	0.20	1.47	1.47	2.11	0.00	251.96
2020	359.10	0.00	0.35	0.00	3.16	0.00	0.88	0.00	341.20
2021	945.79	0.00	0.20	0.00	3.34	0.00	0.00	0.00	525.77
2022	775.03	159.28	0.26	0.08	3.61	1.49	0.00	0.00	736.02
2023	716.48	716.48	0.33	0.33	4.45	4.46	0.00	0.00	1185.01
2024	765.22	795.22	0.09	0.09	4.15	4.15	0.00	0.00	1753.24
Accumulated Total	4171.44	1777.03	1.43	0.70	22.97	11.57	2.99	0.00	5676.90

Remark:  
Sub-total, Total and Accumulated Total are corrected to 2 decimal places.

# Appendix O

## Statistics on Complaint, Notifications of Summons and Successful Prosecutions

Statistical Summary of Exceedances

Air Quality		
Reporting Period	Action Level	Limit Level
1– 31 December 2025	0	0
Noise		
Reporting Period	Action Level	Limit Level
1– 31 December 2025	0	0

Statistical Summary of Environmental Complaints

Reporting Period	Environmental Complaint Statistics		
	Frequency	Cumulative	Complaint Nature
1– 31 December 2025	0	28	N/A

Statistical Summary of Environmental Non-compliance

Reporting Period	Environmental Non-compliance Statistics		
	Frequency	Cumulative	Details
1– 31 December 2025	0	0	N/A

Statistical Summary of Environmental Summons

Reporting Period	Environmental Summons Statistics		
	Frequency	Cumulative	Details
1– 31 December 2025	0	0	N/A

Statistical Summary of Environmental Prosecution

Reporting Period	Environmental Prosecution Statistics		
	Frequency	Cumulative	Details
1– 31 December 2025	0	0	N/A

## Appendix P

### Monitoring Schedule of the Coming Month

Impact Monitoring Schedule for YMTW						
Jan-26						
Sun	Mon	Tue	Wed	Thu	Fri	Sat
				1	2	3
					Impact Air monitoring for W-A6 &W-A1 Noise monitoring for W-N1A, W-P11,W-N18 & W-N25A	
4	5	6	7	8	9	10
			Impact Air monitoring for W-A6 &W-A1 Noise monitoring for W-N1A, W-P11,W-N18 & W-N25A			
11	12	13	14	15	16	17
		Impact Air monitoring for W-A6 &W-A1 Noise monitoring for W-N1A, W-P11,W-N18 & W-N25A				
18	19	20	21	22	23	24
	Impact Air monitoring for W-A6 &W-A1 Noise monitoring for W-N1A, W-P11,W-N18 & W-N25A					Impact Air monitoring for W-A6 &W-A1 Noise monitoring for W-N1A, W-P11,W-N18 & W-N25A
25	26	27	28	29	30	31
					Impact Air monitoring for W-A6 &W-A1 Noise monitoring for W-N1A, W-P11,W-N18 & W-N25A	

**Central Kowloon Route  
Buildings, Electrical and  
Mechanical Works  
Contract No. HY/2019/13  
(Yau Ma Tei West Area)**




**Gammon Construction Limited**

**Contract No. HY/2019/13**  
**Central Kowloon Route – Buildings,  
Electrical and Mechanical Works**

**Monthly EM&A Report No. 63**  
**(December 2025)**

Version 1.0

Date of Report: 7 January 2026

Certified By	 <hr/>
	(Environmental Team Leader: Ms. Betty Choi)

REMARKS:

The information supplied and contained within this report is, to the best of our knowledge, correct at the time of printing.

CINOTECH accepts no responsibility for changes made to this report by third parties

**CINOTECH CONSULTANTS LTD**

Room 1710, Technology Park,  
18 On Lai Street,  
Shatin, NT, Hong Kong  
Tel: (852) 2151 2083 Fax: (852) 3107 1388  
Email: [info@cinotech.com.hk](mailto:info@cinotech.com.hk)



## Environmental Permit No. EP-457/2013/D

### Central Kowloon Route

### Independent Environmental Checker Verification

Works Contract:	Buildings, Electrical and Mechanical Works (HY/2019/13)
-----------------	---


#### Reference Document/Plan

Document/ <del>Plan</del> to be <del>Certified</del> / Verified:	Monthly EM&A Report No.63 (Version 1.0) for Kai Tak East & Yau Ma Tei West Areas
Date of Report:	07 January 2026
Date received by IEC:	07 January 2026

#### Reference EP Condition

Environmental Permit Condition:	3.4
Submission of Monthly EM&A Report of the Project	
3.4 Four hard copies and one electronic copy of monthly EM&A Report shall be submitted to the Director within 2 weeks after the end of each reporting month throughout the entire construction period. The EM&A Reports shall include a summary of all non-compliance. The submissions shall be certified by the ET Leader and verified by the IEC as complying with the requirements as set out in the EM&A Manual before submission to the Director. Additional copies of the submission shall be provided to the Director upon request by the Director.	

#### IEC Verification

I hereby verify that the above referenced document/ <del>plan</del> complies with the above referenced condition of EP-457/2013/D.	
	
Ms Mandy To	Date: 09 January 2026
Independent Environmental Checker	

Our ref: 0436942\_IEC Verification Cert\_BEM\_Monthly EM&A Rpt No.63\_20260109.docx

## TABLE OF CONTENTS

### Page

<b>EXECUTIVE SUMMARY .....</b>	<b>1</b>
<b>1 INTRODUCTION.....</b>	<b>3</b>
Background .....	3
Purpose of the Report.....	3
Project Organizations.....	3
Construction Activities undertaken during the Reporting Month .....	4
Summary of EM&A Requirements .....	4
Statuses of Environmental Licensing and Permitting .....	5
<b>2 AIR QUALITY.....</b>	<b>6</b>
Monitoring Requirements .....	6
Observations .....	6
<b>3 NOISE.....</b>	<b>6</b>
Monitoring Requirements .....	6
Observations .....	6
<b>4 WASTE MANAGEMENT .....</b>	<b>7</b>
Monitoring Requirements .....	7
Results and Observations.....	7
<b>5 LANDSCAPE AND VISUAL .....</b>	<b>8</b>
Monitoring Requirements .....	8
Results and Observations.....	8
<b>6 ENVIRONMENTAL AUDIT .....</b>	<b>9</b>
Site Audits.....	9
Implementation Status of Environmental Mitigation Measures .....	9
Implementation Status of Event and Action Plans .....	10
Summary of Complaint, Warning, Notification of any Summons and Successful Prosecution.....	10
Status of Required Submission under Environmental Permit.....	10
<b>7 FUTURE KEY ISSUES.....</b>	<b>11</b>
<b>8 CONCLUSIONS AND RECOMMENDATIONS.....</b>	<b>12</b>
Conclusions.....	12

## **LIST OF TABLES**

Table I	Summary of Complaint/Summons/Prosecution in the Reporting Month
Table 1.1	Key Project Contacts
Table 1.2	Summary of Environmental Licensing and Permit Status
Table 4.1	Quantities of Waste Generated from the Project
Table 6.1	Observations and Recommendations of Site Inspections
Table 6.2	Status of Required Submission under Environmental Permit

## **LIST OF FIGURES**

Figure 1.1	Site Layout Plan
Figure 1.2	Project Organisation for Environmental Monitoring and Audit

## **LIST OF APPENDICES**

Appendix A	Construction Programme
Appendix B	Summary of Waste Generation and Disposal Records
Appendix C	Environmental Mitigation Implementation Schedule (EMIS)
Appendix D	Summaries of Environmental Complaint, Warning, Summon and Notification of Successful Prosecution

## EXECUTIVE SUMMARY

### Introduction

1. This is the 63<sup>rd</sup> Monthly Environmental Monitoring and Audit (EM&A) Report prepared by the Environmental Team (ET), Cinotech Consultants Ltd., for Contract No. HY/2019/13 “Central Kowloon Route – Buildings, Electrical and Mechanical Works”. This report summarized the monitoring results and audit findings of the EM&A programme under the issued EP No. EP-457/2013/D, and in accordance with the EM&A programme in Yau Ma Tei West Area during the reporting period from 1 December 2025 – 31 December 2025. This Monthly EM&A Report is the last Monthly EM&A Report for this Contract in the Yau Ma Tei area.
2. The major site activities undertaken in Yau Ma Tei Area in the reporting month included:
  - ABWF works

### Environmental Monitoring Works

3. Environmental monitoring for the Project was performed in accordance with the EM&A Manual and the monitoring results were checked and reviewed. Joint weekly site inspections with the representative of ET, Engineer Representative and the Contractor for Contract No. HY/2019/13 were conducted on 2, 9, 16, 23, & 30 December 2025, whereas joint site inspection with the representative of IEC was conducted on 9 December 2025. The implementation of the environmental mitigation measures, Event and Action Plans and environmental complaint handling procedures were also checked.
4. A summary of the non-compliance (exceedance) during the reporting month (December 2025) and the investigation results and/or follow-up actions is provided below:

#### Air Quality Monitoring

- No Action/Limit Level exceedance for 1-hour TSP was recorded.
- No Action/Limit Level exceedance for 24-hour TSP was recorded.

#### Landscape and Visual Monitoring

- No non-conformity for landscape and visual was recorded.

**Complaint Handling, Prosecution and Public Engagement**

5. Summary of complaint/summons/prosecution in the reporting month is tabulated in **Table I**.

**Table I Summary of Complaint/Summons/Prosecution in the Reporting Month**

Event	Event Details		Follow-up/ Remedial Actions	Status/ Remarks
	Number	Brief Description		
Complaints Received	0	-	-	-
Notification of Summons and Prosecutions Received	0	-	-	-

**Reporting Changes**

6. There were no reporting changes during the reporting month.

**Future Key Issues**

7. The key works or activities will be anticipated in the coming two months are as follows:
- Nil
8. According to the Contractor, all major construction works under Contract No. HY/2019/13 in the Yau Ma Tei area are completed. No key works or activities will be anticipated in future. No significant environmental impact will be expected. Therefore, the EM&A Programme of Contract No. HY/2019/13 for this area is terminated after 31 December 2025, and this Monthly EM&A Report (December 2025) is the last Monthly EM&A Report for this Contract in the Yau Ma Tei area.

## 1 INTRODUCTION

### Background

- 1.1 Central Kowloon Route (CKR) is a 4.7km long dual 3-lane trunk road across Central Kowloon linking Yau Ma Tei Interchange in West Kowloon and the road network at Kai Tak Development and Kowloon Bay in East Kowloon. The underground tunnel section will be about 3.9km long. In particular, an underground tunnel of about 370m long in Kowloon Bay to the north of To Kwa Wan Typhoon Shelter will be constructed.
- 1.2 The Environmental Impact Assessment Report for Central Kowloon Route – Design and Construction (Register No.: AEIAR-171/2013) was approved under the Environmental Impact Assessment Ordinance (EIAO) on 11 July 2013. An Environmental Permit (EP No.: EP-457/2013) was issued on 9 August 2013. Variations of Environmental Permit (VEP) was subsequently applied and an EP (EP No. EP-457/2013/C) was issued on 16 January 2017. The latest EP (EP No. EP-457/2013/D) was issued by Environmental Protection Department (EPD) on 15 June 2021.
- 1.3 The construction of the CKR had been divided into different sections. This Contract No. HY/2019/13 – Central Kowloon Route – Buildings, Electrical and Mechanical Works (“The Project”) will include the architectural, civil and structural construction works of Yau Ma Tei Ventilation Building (YVB), Ho Man Tin Ventilation Building (HVB), Kai Tak Ventilation Building (KVB) and Central Kowloon Route Administration Building (ADB) for the CKR. The landscaping and electrical and mechanical (E&M) works within the building sites will be involved as well.
- 1.4 Cinotech Consultants Limited was assigned as the Environmental Team (ET) to undertake the EM&A works for the Project. The construction of this Contract was commenced on 12<sup>th</sup> October 2020.

### Purpose of the Report

- 1.5 This is the 63<sup>rd</sup> Monthly EM&A Report which summarises the impact monitoring results and audit findings for the EM&A programme in Yau Ma Tei West Area during the reporting period from 1 December 2025 – 31 December 2025. The Yau Ma Tei West Area site layout plan for the Project is shown in **Figure 1.1**.

### Project Organizations

- 1.6 Different Parties with different levels of involvement in the project organization include:
  - Project Proponent – Highways Department (HyD)
  - Engineer Representative (ER) – Arup – Mott MacDonald Joint Venture (AMMJV)
  - Environmental Team (ET) – Cinotech Consultants Limited (Cinotech)
  - Independent Environmental Checker (IEC) – Environmental Resources Management – Hong Kong Limited (ERM)
  - Contractor – Gammon Construction Limited (GCL)

1.7 The key contacts of the Project are shown in **Table 1.1**.

**Table 1.1 Key Project Contacts**

Party	Role	Contact Person	Phone No.
AMMJV	Engineer Representative	Mr. Tommy Wong	3695 0419
Cinotech	Environmental Team	Ms. Betty Choi	2151 2072
ERM	Independent Environmental Checker	Ms. Mandy To	2271 3113
GCL	Contractor	Mr. William Chan	5408 3045

1.8 The Organizational Structure for Environmental Management is shown in **Figure 1.2**.

### **Construction Activities undertaken during the Reporting Month**

1.9 The construction programme is presented in **Appendix A**.

1.10 The major site activities undertaken in the reporting month included:

- ABWF works

### **Summary of EM&A Requirements**

1.11 The EM&A programme requires air quality monitoring, landscape and visual monitoring and environmental site audit. The EM&A requirements for each parameter are described in the following sections, including:

- Environmental requirements and mitigation measures, as recommended in the EM&A Manual under the EP.

1.12 The advice on the implementation status of environmental protection and pollution control/mitigation measures is summarized in Section 6 of this report.



**Statutes of Environmental Licensing and Permitting**

1.13 All permits/licenses obtained for the Project are summarized in **Table 1.2**.

**Table 1.2 Summary of Environmental Licensing and Permit Status**

Permit / License No.	Valid Period		Status
	From	To	
Environmental Permit (EP)			
EP-457/2013/D	15 Jun 2021	N/A	Valid
Notification of Construction Works under Air Pollution Control Ordinance (APCO)			
457325	19 Jun 2020	End of Project	Valid
Billing Account for Construction Waste Disposal			
7037679	26 Jun 2020	N/A	Valid
Registration of Chemical Waste Producer – YVB			
5117-253-G2347-55	25 Aug 2020	N/A	Valid
Construction Noise Permit (YVB Site - General Works)			
GW-RE1209-25	14 Oct 2025	13 Apr 2026	Valid

## **2 AIR QUALITY**

### **Monitoring Requirements**

- 2.1 As all of the air quality (1-hour TSP and 24-hour TSP) monitoring works in Yau Ma Tei West Area are currently covered under the Contract No. HY/2014/20 (Central Kowloon Route - Yau Ma Tei West), the corresponding monitoring parameters, equipment, methodology, results and established Action and Limit Levels could be referred to Section 3 of the EM&A report for Contract No. HY/2014/20 during this reporting month.

### **Observations**

- 2.2 No Action/Limit Level exceedance was recorded for all 1-hour TSP and 24-hour TSP monitoring in the reporting month.
- 2.3 Site audits were carried out on a weekly basis to monitor and audit the timely implementation of air quality mitigation measures within the site boundaries of this Project. The summary of site audits is shown in **Table 6.1** of this report.

## **3 NOISE**

### **Monitoring Requirements**

- 3.1 As all of the construction noise monitoring works in Yau Ma Tei West Area are currently covered under the Contract No. HY/2014/20 (Central Kowloon Route - Yau Ma Tei West), the corresponding monitoring parameters, equipment, methodology, results and established Action and Limit Levels could be referred to Section 3 of the EM&A report for Contract No. HY/2014/20 during this reporting month.

### **Observations**

- 3.2 No Action/Limit Level exceedance was recorded for all construction noise monitoring in the reporting month.
- 3.3 Site audits were carried out on a weekly basis to monitor and audit the timely implementation of construction noise mitigation measures within the site boundaries of this Project. The summary of site audits is shown in **Table 6.1** of this report.

## 4 WASTE MANAGEMENT

### Monitoring Requirements

- 4.1 Waste generated from this Project includes inert construction and demolition (C&D) materials and non-inert C&D materials. Inert C&D waste includes soil, broken rock, broken concrete and building debris, while non-inert C&D materials are made up of C&D waste which cannot be reused or recycled and has to be disposed of at the designated landfill sites.

### Results and Observations

- 4.2 The quantities of different types of waste generated in the reporting month are summarised in **Table 4.1**. Details of the amount of wastes generated by the major site activities of this Project during the reporting month is shown in **Appendix B**.

**Table 4.1 Quantities of Waste Generated from the Project**

Reporting Period	Quantity						
	Inert C&D Materials		Non-inert C&D Materials				
	Total Quantity Generated (in '000m <sup>3</sup> )	Disposed as Public Fill (in '000m <sup>3</sup> )	Others, e.g. general refuse (in '000m <sup>3</sup> )	Metals (in '000kg)	Paper/cardboard Packaging (in '000kg)	Plastics (in '000kg)	Chemical waste (in '000kg)
Dec 2025	0.044	0.044	0.035	0	0	0	0

- 4.3 Site audits were carried out on a weekly basis to monitor and audit to ensure that proper storage, transportation, and disposal practices of waste materials generated during construction activities, such as construction and demolition (C&D) materials and general refuse are being implemented. The summary of site audits is shown in **Table 6.1** of this report. The implementation status of the waste/chemical management measures in the reporting period are summarized in **Appendix C**.

## **5 LANDSCAPE AND VISUAL**

### **Monitoring Requirements**

- 5.1 According to the EM&A Manual, site audits would be undertaken during the construction phase of the Project to check that the proposed landscape and visual mitigation measures are properly implemented and maintained as per their intended objectives. Site inspections of the implementation of landscape and visual mitigation measures would be undertaken at least once every two weeks during the construction period.

### **Results and Observations**

- 5.2 Bi-weekly inspection of the implementation of landscape and visual mitigation measures within the site boundaries of this Project was conducted on 9 & 23 December 2025. The implementation status of the landscape and visual mitigation measures in the reporting period are summarised in **Appendix C**. The summary of observations and recommendations made for landscape and visual mitigation measures during site audits are shown in **Table 6.1** of this report.
- 5.3 No non-compliance of the landscape and visual impact was recorded in the reporting month.

## 6 ENVIRONMENTAL AUDIT

### Site Audits

- 6.1 Site audits were carried out on a weekly basis to monitor the timely implementation of proper environmental management practices and mitigation measures in the Project site.
- 6.2 Site audits for Contract No. HY/2019/13 were conducted on 2, 9, 16, 23, & 30 December 2025 in the reporting month. Joint site inspection with the representative of IEC was conducted on 9 December 2025. No non-compliance was observed during the site audit.

### Implementation Status of Environmental Mitigation Measures

- 6.3 According to Environmental Permit, the approved EIA Report (Register No.: AEIAR-171/2013), and the EM&A Manual of the Project, the mitigation measures detailed in the documents are recommended to be implemented during the construction phase. An Environmental Mitigation Implementation Schedule (EMIS) is provided in **Appendix C**.
- 6.4 The ET weekly site inspections were carried out during the reporting month and the observations and follow-up actions in Yau Ma Tei West Area are summarized in **Table 6.1**.

**Table 6.1 Observations and Recommendations of Site Inspections**

Parameters	Date	Observations	Follow-up Actions
<i>Water Quality</i>	N/A	No environmental deficiency was identified in the reporting period.	N/A
<i>Air Quality</i>	N/A	No environmental deficiency was identified in the reporting period.	N/A
<i>Noise</i>	N/A	No environmental deficiency was identified in the reporting period.	N/A
<i>Waste / Chemical Management</i>	N/A	No environmental deficiency was identified in the reporting period.	N/A
<i>Land Contamination</i>	N/A	No environmental deficiency was identified in the reporting period.	N/A
<i>Landscape and Visual</i>	N/A	No environmental deficiency was identified in the reporting period.	N/A
<i>Permits /Licences</i>	N/A	No environmental deficiency was identified in the reporting period.	N/A

**Implementation Status of Event and Action Plans**

- 6.5 The Event and Action Plans for air quality and construction noise could be referred to Appendices D and E of the EM&A report in Contract No. HY/2014/20 respectively.

*Air Quality Monitoring*

- No Action/Limit Level exceedance for 1-hour TSP was recorded.
- No Action/Limit Level exceedance for 24-hour TSP was recorded.

*Construction Noise Monitoring*

- No documented complaint on construction noise was received; no Action Level exceedance for day time construction noise monitoring was recorded.
- No Limit Level exceedance for day time construction noise monitoring was recorded in the reporting month.

*Landscape and Visual Monitoring*

- No non-conformity for landscape and visual was recorded.

**Summary of Complaint, Warning, Notification of any Summons and Successful Prosecution**

- 6.6 No environmental complaints, warning, notifications of summons and successful prosecutions were received in the reporting month. The summary of environmental complaint, warning, summon and notification of successful prosecution for the Project is presented in **Appendix D**

**Status of Required Submission under Environmental Permit**

- 6.7 Status of required submission under EP-457/2013/D during the reporting period are summarized in **Table 6.2**.

**Table 6.2 Status of Required Submission under Environmental Permit**

EP Condition (EP-457/2013/D)	Submission	Submission Date
Condition 3.4	Monthly EM&A Report (November 2025)	11 December 2025

## **7 FUTURE KEY ISSUES**

### **7.1 Major site activities undertaken for the coming two months include:**

- Nil

### **7.2 Key environmental issues in the coming two months include:**

- Nil

### **7.3 According to the Contractor, all major construction works under Contract No. HY/2019/13 in the Yau Ma Tei area are completed. No key works or activities will be anticipated in future. No significant environmental impact will be expected. Therefore, the EM&A Programme of Contract No. HY/2019/13 for this area is terminated after 31 December 2025, and this Monthly EM&A Report (December 2025) is the last Monthly EM&A Report for this Contract in the Yau Ma Tei area.**

## 8 CONCLUSIONS AND RECOMMENDATIONS

### Conclusions

- 8.1 This is the 63<sup>rd</sup> Monthly EM&A Report which presents the EM&A works undertaken in Yau Ma Tei West Area during the reporting month from 1 December 2025 – 31 December 2025 in accordance with the EM&A Manual and the requirements under the EP. This Monthly EM&A Report is the last Monthly EM&A Report for this Contract in the Yau Ma Tei area.

#### Air Quality Monitoring

- 8.2 No Action/Limit Level exceedance was recorded for all 1-hour and 24-hour TSP monitoring in the reporting month.

#### Construction Noise Monitoring

- 8.3 No Action/Limit Level exceedance was recorded for all noise monitoring in the reporting month.

#### Landscape and visual

- 8.4 No non-compliance was recorded in the reporting month.

#### Site Audit

- 8.5 5 ET joint weekly environmental site inspections were conducted in the reporting month. Joint weekly site inspections with the representative of ET, Engineer Representative and the Contractor for Contract No. HY/2019/13 were conducted on 2, 9, 16, 23 & 30 December 2025, whereas joint site inspection with the representative of IEC was conducted on 9 December 2025. All environmental deficiencies observed during site inspections were rectified by the Contractor.

#### Complaint, Notification of Summons and Successful Prosecution

- 8.6 No environmental complaint and no notifications of summons and successful prosecutions were received in the reporting month.



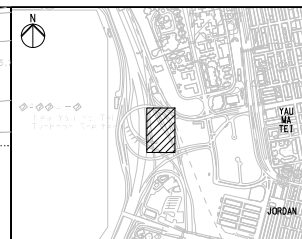
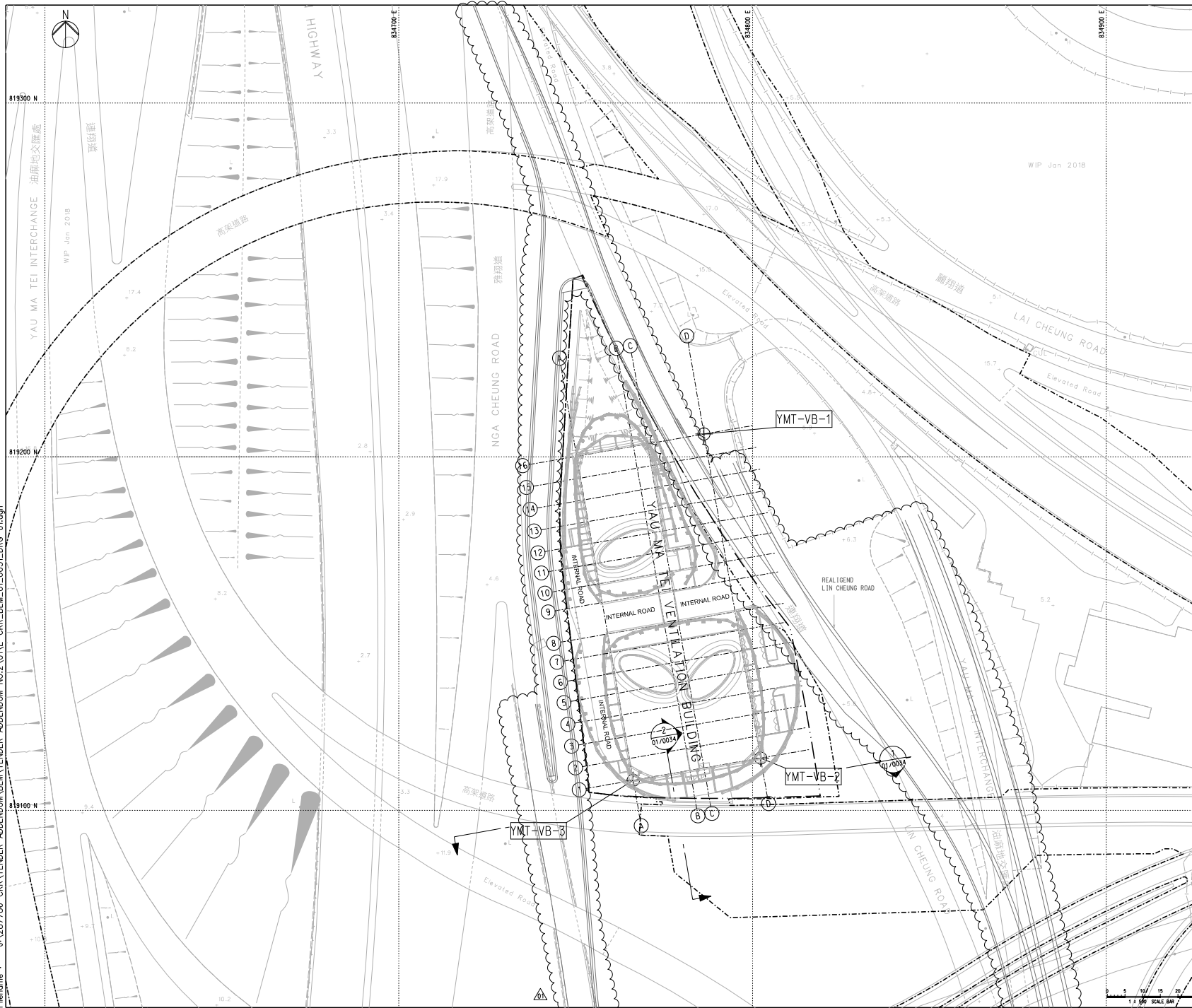
---

---

## FIGURES

---

---



**NOTES:**  
 1. FOR NOTES AND LEGEND, REFER TO DRAWING NO. CR/BEM/01/0011.

**LEGEND:**  
 --- BOUNDARIES OF THE SITE  
 --- BUILDING SITE BOUNDARY

**SETTING OUT TABLE**

SETTING OUT POINT	EASTING	NORTHING
YMT-VB-1	834786.297	819206.422
YMT-VB-2	834802.292	819114.808
YMT-VB-3	834766.286	819108.522

01	TENDER ADDENDUM NO. 2	ML	11/19
00	ISSUE FOR TENDER	AL	09/19

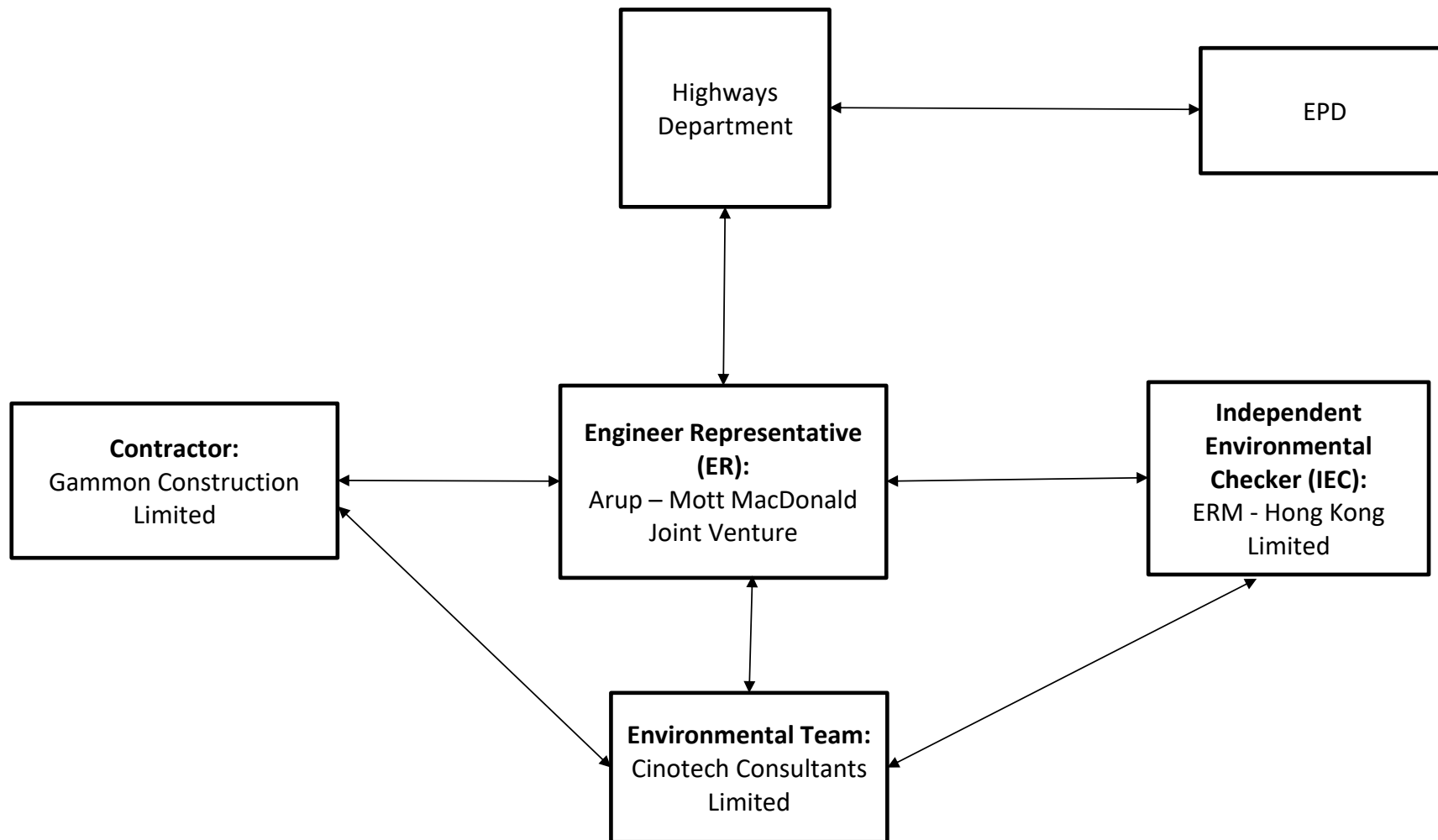
**ARUP** **MOTT MACDONALD**  
 Arup-Mott MacDonald Joint Venture

**Project title**  
 Contract No. HY/2019/13  
 Central Kowloon Route - Buildings, Electrical and Mechanical

**Drawing title**  
 建築圖  
**GENERAL LAYOUT PLAN**  
**YAU MA TEI VENTILATION BUILDING**

Drawing no. 圖號/圖號	1.1	Rev. 修訂	01
Drawn By 繪圖	ML	Checked By 校核	JC
Approved By 批准人	RC	Status 校核	TENDER

路政署  
**HIGHWAYS DEPARTMENT**  
 主要工程管理局  
 MAJOR WORKS PROJECT MANAGEMENT OFFICE



**CINOTECH**

Contract No. HY/2019/13  
Central Kowloon Route – Buildings, Electrical and Mechanical Works  
**Project Organisation For Environmental Monitoring and Audit**

SCALE	N.T.S.	DATE	Nov 2020
CHECK	BC	DRAWN	EH
JOB NO.	MA20024	FIGURE NO.	1.2


---

---

**APPENDIX A**  
**CONSTRUCTION PROGRAMME**

---

---



---

**APPENDIX B**  
**SUMMARY OF WASTE GENERATION**  
**AND DISPOSAL RECORDS**

---

## Monthly Summary Waste Flow Table

[PS Clauses 25.24(11)S & 25.34(16)(a)]

Annex 4 to Appendix C

Name of Department: HyD

Contract No.: HY/2019/13

Central Kowloon Route - Buildings, Electrical and Mechanical Works

Yau Ma Tei Site Area

### Monthly Summary Waste Flow Table for 2025 (year)

Month	Actual Quantities of Inert C&D Materials Generated Monthly						Actual Quantities of C&D Waste Generated Monthly					
	Total Quantity Generated	Hard Rock and Large Broken Concrete (see Note 5)	Reused in the Contract (see Note 5)	Reused in other Projects (see Note 5)	Disposed as Public Fill (see Note 5)	Imported Fill (see Note 5)	Metals	Paper / cardboard packaging	Plastics (see Note 3)	Chemical Waste (see Note 5)	Marine Sediment (see Note 7)	Others, e.g. general refuse (see Note 5)
	(in '000m3)	(in '000m3)	(in '000m3)	(in '000m3)	(in '000m3)	(in '000m3)	(in '000kg)	(in '000kg)	(in '000kg)	(in '000kg)	(in '000m3)	(in '000m3)
Jan	0.085	0.000	0.000	0.000	0.085	0.000	0.000	0.000	0.000	0.000	0.000	0.092
Feb	0.193	0.000	0.000	0.000	0.193	0.000	0.000	0.000	0.000	0.000	0.000	0.079
Mar	0.005	0.000	0.000	0.000	0.005	0.000	0.000	0.000	0.000	0.000	0.000	0.046
Apr	0.027	0.000	0.000	0.000	0.027	0.000	0.000	0.000	0.000	0.000	0.000	0.043
May	0.021	0.000	0.000	0.000	0.021	0.000	0.000	0.000	0.000	0.000	0.000	0.086
Jun	0.000	0.000	0.000	0.000	0.000	0.000	0.000	0.000	0.000	0.000	0.000	0.038
<b>Sub-Total</b>	<b>0.332</b>	<b>0.000</b>	<b>0.000</b>	<b>0.000</b>	<b>0.332</b>	<b>0.000</b>	<b>0.000</b>	<b>0.000</b>	<b>0.000</b>	<b>0.000</b>	<b>0.000</b>	<b>0.384</b>
Jul	0.003	0.000	0.000	0.000	0.003	0.000	0.000	0.000	0.000	0.000	0.000	0.020
Aug	0.000	0.000	0.000	0.000	0.000	0.000	0.000	0.000	0.000	0.000	0.000	0.015
Sep	0.000	0.000	0.000	0.000	0.000	0.000	0.000	0.000	0.000	0.000	0.000	0.024
Oct	0.000	0.000	0.000	0.000	0.000	0.000	0.000	0.000	0.000	0.000	0.000	0.007
Nov	0.000	0.000	0.000	0.000	0.000	0.000	0.000	0.000	0.000	0.000	0.000	0.059
Dec	0.044	0.000	0.000	0.000	0.044	0.000	0.000	0.000	0.000	0.000	0.000	0.035
<b>Total (2025)</b>	<b>0.379</b>	<b>0.000</b>	<b>0.000</b>	<b>0.000</b>	<b>0.379</b>	<b>0.000</b>	<b>0.000</b>	<b>0.000</b>	<b>0.000</b>	<b>0.000</b>	<b>0.000</b>	<b>0.545</b>
<b>Total (whole)</b>	<b>89.432</b>	<b>0.000</b>	<b>0.000</b>	<b>57.554</b>	<b>31.878</b>	<b>0.000</b>	<b>0.000</b>	<b>0.000</b>	<b>0.000</b>	<b>0.000</b>	<b>0.000</b>	<b>7.545</b>

Note:

- (1) The performance targets are given in PS Clause 25.24
- (2) The waste flow table shall also include C&D materials that are specified in the Contract to be imported for use at the Sites.
- (3) Plastics refer to plastic bottles/containers, plastic sheets/foam from packaging materials, and water barriers
- (4) The summary table shall be submitted to the Project Manager monthly together with the Waste Flow Table for review and monitoring in accordance with the PS Clause 25.24
- (5) Density values and Bulk Factors adopted:

Hard Rock and Large Broken Concrete:	2.4 T/m3 (in-situ)	Bulk Factor:	1.25
Soil / Fill:	2.0 T/m3 (in-situ)	Bulk Factor:	1.1
Marine Sediment:	1.7 T/m3 (in-situ)	Bulk Factor:	1.3
General Refuse:	400 kg/m3		
Chemical Waste (mainly used lubricant):	900 kg/m3		
Tree Trunk / Tree Stump:	850 kg/m3 (in-situ)	Bulk Factor:	1.1
- (6) The reported and forecast volume figures are in "bulk" volume, with Bulk Factor applied as per Note (5)
- (7) This figure refers to marine sediment disposed via dumping at sea. Treated Sediment for Reuse on-site will be categorized into "Reused in the Contract"

---

**APPENDIX C**  
**ENVIRONMENTAL MITIGATION**  
**IMPLEMENTATION SCHEDULE (EMIS)**

---



EIA Ref.	EM&A Ref.	Recommended Mitigation Measures	Objectives of the Recommended Measures & Main Concern to Address	Implementation Agent	Location / Timing	Implementation Stage	Requirements and/or standards to be achieved	Implementation Status
<b>Construction Dust Impact</b>								
S4.3.10	D1	The contractor shall follow the procedures and requirements given in the Air Pollution Control (Construction Dust) Regulation	Minimize dust impact at the nearby sensitive receivers	Contractor	All construction sites	Construction stage	- APCO - To control the dust impact to meet HKAQO and TM-EIA criteria	^
S4.3.10	D2	Mitigation measures in form of regular watering under a good site practice should be adopted. Watering once per hour on exposed worksites and haul road should be conducted to achieve dust removal efficiencies of 91.7%. While the above watering frequencies are to be followed, the extent of watering may vary depending on actual site conditions but should be sufficient to maintain an equivalent intensity of no less than 1.3 L/m <sup>2</sup> to achieve the dust removal efficiency.	Minimize dust impact at the nearby sensitive receivers	Contractor	All construction sites	Construction stage	- APCO - To control the dust impact to meet HKAQO and TM-EIA criteria	^
S4.3.10	D3	Proper watering at exposed spoil should be undertaken throughout the construction phase.	Minimize dust impact at the nearby sensitive receivers	Contractor	All construction sites	Construction stage	- APCO - To control the dust impact to meet HKAQO and TM-EIA criteria	^
		Any excavated or stockpile of dusty material should be covered entirely by impervious sheeting or sprayed with water to maintain the entire surface wet and then removed or backfilled or reinstated where practicable within 24 hours of the excavation or unloading.						^
		Any dusty materials remaining after a stockpile is removed should be wetted with water and cleared from the surface of roads.						^
		A stockpile of dusty material should not be extended beyond the pedestrian barriers, fencing or traffic cones.						^
		The load of dusty materials on a vehicle leaving a construction site should be covered entirely by impervious sheeting to ensure that the dusty materials do not leak from the vehicle.						^
		Where practicable, vehicle washing facilities with high pressure water jet should be provided at every discernible or designated vehicle exit point. The area where vehicle washing takes place and the road section between the washing facilities and the exit point should be paved with concrete, bituminous materials or hardcores.						^

EIA Ref.	EM&A Ref.	Recommended Mitigation Measures	Objectives of the Recommended Measures & Main Concern to Address	Implementation Agent	Location / Timing	Implementation Stage	Requirements and/ or standards to be achieved	Implementation Status
		When there are open excavation and reinstatement works, hoarding of not less than 2.4m high should be provided and properly maintained as far as practicable along the site boundary with provision for public crossing. Good site practice shall also be adopted by the Contractor to ensure the conditions of the hoardings are properly maintained throughout the construction period.						^
		The portion of any road leading only to construction site that is within 30m of a vehicle entrance or exit should be kept clear of dusty materials.						^
		Surfaces where any pneumatic or power-driven drilling, cutting, polishing or other mechanical breaking operation takes place should be sprayed with water or a dust suppression chemical continuously.						^
		Any area that involves demolition activities should be sprayed with water or a dust suppression chemical immediately prior to, during and immediately after the activities so as to maintain the entire surface wet						^
		Where a scaffolding is erected around the perimeter of a building under construction, effective dust screens, sheeting or netting should be provided to enclose the scaffolding from the ground floor level of the building, or a canopy should be provided from the first floor level up to the highest level of the scaffolding.						N/A
		Any skip hoist for material transport should be totally enclosed by impervious sheeting.						N/A
		Every stock of more than 20 bags of cement or dry-pulverised fuel ash (PFA) should be covered entirely by impervious sheeting or placed in an area sheltered on the top and the 3 sides						^
		Cement or dry PFA delivered in bulk should be stored in a closed silo fitted with an audible high level alarm which is interlocked with the material filling line and no overfilling is allowed.						N/A
		Loading, unloading, transfer, handling or storage of bulk cement or dry PFA should be carried out in a totally enclosed system or facility, and any vent or exhaust should be fitted with an effective fabric filter or equivalent air pollution control system.						N/A

EIA Ref.	EM&A Ref.	Recommended Mitigation Measures	Objectives of the Recommended Measures & Main Concern to Address	Implementation Agent	Location / Timing	Implementation Stage	Requirements and/or standards to be achieved	Implementation Status
		Exposed earth should be properly treated by compaction, turfing, hydroseeding, vegetation planting or sealing with latex, vinyl, bitumen, shotcrete or other suitable surface stabilizer within six months after the last construction activity on the construction site or part of the construction site where the exposed earth lies.						N/A
S4.3.10	D6	Implement regular dust monitoring under EM&A programme during the construction stage.	Monitoring of dust impact	Contractor	Selected rep. dust monitoring station	Construction stage	- TM-EIA	^
<b>Construction Noise (Airborne)</b>								
S5.4.1	N1	Only well-maintained plant should be operated on-site and plant should be serviced regularly during the construction programme.	Control construction airborne noise	Contractor	All construction sites	Construction stage	- Annex 5, TM-EIAO	^
		Machines and plant (such as trucks, cranes) that may be in intermittent use should be shut down between work periods or should be throttled down to a minimum.						^
		Plant known to emit noise strongly in one direction, where possible, be orientated so that the noise is directed away from nearby NSRs.						^
		Silencers or mufflers on construction equipment should be properly fitted and maintained during the construction works.						^
		Mobile plant should be sited as far away from NSRs as possible and practicable.						^
		Material stockpiles, mobile container site office and other structures should be effectively utilized, where practicable, to screen noise from on-site construction activities.						N/A
S5.4.1	N2	Install temporary hoarding located on the site boundaries between noisy construction activities and NSRs. The conditions of hoardings shall be properly maintained throughout the construction period.	Reduce the construction noise levels at low-level zone of NSRs through partial screening	Contractor	All construction sites	Construction stage	- Annex 5, TM-EIAO	^

EIA Ref.	EM&A Ref.	Recommended Mitigation Measures	Objectives of the Recommended Measures & Main Concern to Address	Implementation Agent	Location / Timing	Implementation Stage	Requirements and/ or standards to be achieved	Implementation Status
S5.4.1	N3	Install movable noise barriers (typical design is wooden framed barrier with a small-cantilevered on a skid footing with 25mm thick internal sound absorptive lining), acoustic mat or full enclosure, screen the noisy plants including air compressors, generators and handheld breakers, etc.	Screen the noisy plant items to be used at all construction sites	Contractor	All construction sites where practicable	Construction stage	- Annex 5, TM-EIAO	N/A
S5.4.1	N4	Use 'Quiet plants'	Reduce the noise levels of plant items	Contractor	All construction sites where practicable	Construction stage	- Annex 5, TM-EIAO	^
S5.4.1	N5	Loading/ unloading activities should be carried out inside the full enclosure of mucking out points.	Reduce the noise levels of loading/ unloading activities	Contractor	Mucking out locations	Construction stage	- Annex 5, TM-EIAO	^
S5.4.1	N6	Sequencing operation of construction plants where practicable.	Operate sequentially within the same work site to reduce the construction airborne noise	Contractor	All construction sites where practicable	Construction stage	- Annex 5, TM-EIAO	^
S5.4.1	N7	Implement a noise monitoring programme under EM&A programme.	Monitor the construction noise levels at the selected representative locations	Contractor	Selected rep. noise monitoring station	Construction stage	- TM-EIAO	^
<b>Water Quality (Construction Phase)</b>								
S6.9.1.1	W1	<u>Construction Runoff</u> At the start of site establishment, perimeter cut-off drains to direct off-site water around the site should be constructed with internal drainage works and erosion and sedimentation control facilities implemented. Channels (both temporary and permanent drainage pipes and culverts), earth bunds or sand bag barriers should be provided on site to direct stormwater to silt removal facilities. The design of the temporary on-site drainage system will be undertaken by the contractor prior to the commencement of construction.	To minimize water quality impact from the construction site runoff and general construction activities	Contractor	All construction sites where practicable	Construction stage	- Water Pollution Control Ordinance - ProPECC PN 1/94 - TM-EIAO - TM-DSS	^

EIA Ref.	EM&A Ref.	Recommended Mitigation Measures	Objectives of the Recommended Measures & Main Concern to Address	Implementation Agent	Location / Timing	Implementation Stage	Requirements and/ or standards to be achieved	Implementation Status
		The dikes or embankments for flood protection should be implemented around the boundaries of earthwork areas. Temporary ditches should be provided to facilitate the runoff discharge into an appropriate watercourse, through a silt/ sediment trap. The sediment/ silt traps should be incorporated in the permanent drainage channels to enhance deposition rates.						^
		The design of efficient silt removal facilities should be based on the guidelines in Appendix A1 of ProPECC PN 1/94, which states that the retention time for silt/ sand traps should be 5 minutes under maximum flow conditions. Sizes may vary depending upon the flow rate, but for a flow rate of 0.1 m <sup>3</sup> /s a sedimentation basin of 30 m <sup>3</sup> would be required and for a flow rate of 0.5 m <sup>3</sup> /s the basin would be 150 m <sup>3</sup> . The detailed design of the sand/ silt traps shall be undertaken by the contractor prior to the commencement of construction.						^
		All exposed earth areas should be completed and vegetated as soon as possible after earthworks have been completed, or alternatively, within 14 days of the cessation of earthworks where practicable. Exposed slope surfaces should be covered by tarpaulin or other means.						N/A
		The overall slope of the site should be kept to a minimum to reduce the erosive potential of surface water flows, and all traffic areas and access roads protected by coarse stone ballast. An additional advantage accruing from the use of crushed stone is the positive traction gained during prolonged periods of inclement weather and the reduction of surface sheet flows.						N/A
		All drainage facilities and erosion and sediment control structures should be regularly inspected and maintained to ensure proper and efficient operation at all times and particularly following rainstorms. Deposited silt and grit should be removed regularly and disposed of by spreading evenly over stable, vegetated areas.						^
		Measures should be taken to minimize the ingress of site drainage into excavations. If the excavation of trenches in wet periods is necessary, they should be dug and backfilled in short sections wherever practicable. Water pumped out from trenches or foundation excavations should be discharged into storm drains via silt removal facilities.						^

EIA Ref.	EM&A Ref.	Recommended Mitigation Measures	Objectives of the Recommended Measures & Main Concern to Address	Implementation Agent	Location / Timing	Implementation Stage	Requirements and/ or standards to be achieved	Implementation Status
		Open stockpiles of construction materials (for example, aggregates, sand and fill material) of more than 50m <sup>3</sup> should be covered with tarpaulin or similar fabric during rainstorms. Measures should be taken to prevent the washing away of construction materials, soil, silt or debris into any drainage system.						^
		Manholes should always be adequately covered and temporarily sealed so as to prevent silt, construction materials or debris being washed into the drainage system and storm runoff being directed into foul sewers.						^
		Precautions be taken at any time of year when rainstorms are likely, actions to be taken when a rainstorm is imminent or forecasted, and actions to be taken during or after rainstorms are summarized in Appendix A2 of ProPECC PN 1/94. Particular attention should be paid to the control of silty surface runoff during storm events, especially for areas located near steep slopes.						^
		All vehicles and plant should be cleaned before leaving a construction site to ensure no earth, mud, debris and the like is deposited by them on roads. An adequately designed and site wheel washing facilities should be provided at every construction site exit where practicable. Wash-water should have sand and silt settled out and removed at least on a weekly basis to ensure the continued efficiency of the process. The section of access road leading to, and exiting from, the wheel wash bay to the public road should be paved with sufficient backfall toward the wheel wash bay to prevent vehicle tracking of soil and silty water to public roads and drains.						^
		Oil interceptors should be provided in the drainage system downstream of any oil/ fuel pollution sources. The oil interceptors should be emptied and cleaned regularly to prevent the release of oil and grease into the storm water drainage system after accidental spillage. A bypass should be provided for the oil interceptors to prevent flushing during heavy rain.						^
		Construction solid waste, debris and rubbish on site should be collected, handled and disposed of properly to avoid water quality impacts.						^

EIA Ref.	EM&A Ref.	Recommended Mitigation Measures	Objectives of the Recommended Measures & Main Concern to Address	Implementation Agent	Location / Timing	Implementation Stage	Requirements and/ or standards to be achieved	Implementation Status
		All fuel tanks and storage areas should be provided with locks and sited on sealed areas, within bunds of a capacity equal to 110% of the storage capacity of the largest tank to prevent spilled fuel oils from reaching water sensitive receivers nearby.						^
		Adopt best management practices.						^
		All earth works should be conducted sequentially to limit the amount of construction runoff generated from exposed areas during the wet season (April to September) as far as practicable.						^
S6.9.1.2	W2	<u>Tunneling Works and Underground Works</u> Cut-&-cover tunneling work should be conducted sequentially to limit the amount of construction runoff generated from exposed areas during the wet season (April to September) as far as practicable.	To minimize construction water quality impact from tunneling works	Contractor	All tunneling portion	Construction stage	- Water Pollution Control Ordinance - ProPECC PN 1/94 - TM-EIAO - TM-DSS	N/A
		Uncontaminated discharge should pass through sedimentation tanks prior to off-site discharge.						^
		The wastewater with a high concentration of SS should be treated (e.g. by sedimentation tanks with sufficient retention time) before discharge. Oil interceptors would also be required to remove the oil, lubricants and grease from the wastewater.						N/A
		Direct discharge of the bentonite slurry (as a result of D-wall) is not allowed. It should be reconditioned and reused wherever practicable. Temporary storage locations (typically a properly closed warehouse) should be provided on site for any unused bentonite that needs to be transported away after all the related construction activities area completed. The requirements in ProPECC PN 1/94 should be adhered to in the handling and disposal of bentonite slurries.						N/A

EIA Ref.	EM&A Ref.	Recommended Mitigation Measures	Objectives of the Recommended Measures & Main Concern to Address	Implementation Agent	Location / Timing	Implementation Stage	Requirements and/ or standards to be achieved	Implementation Status
S6.9.1.3	W3	<u>Sewage Effluent</u> Portable chemical toilets and sewage holding tanks are recommended for handling the construction sewage generated by the workforce. A licensed contractor should be employed to provide appropriate and adequate portable toilets and be responsible for appropriate disposal and maintenance.	To minimize water quality from sewage effluent	Contractor	All construction sites where practicable	Construction stage	- Water Pollution Control Ordinance - TM-DSS	^
S6.9.1.5	W4	<u>Groundwater from Potential Contaminated Area:</u> No direct discharge of groundwater from contaminated areas should be adopted.	To minimize groundwater quality impact from contaminated area	Contractor	Excavation areas where contamination is found	Construction stage	- Water Pollution Control Ordinance - TM-EIAO - TM-DSS	^
		A discharge license under the WPCO through the Regional Office of EPD for groundwater discharge should be applied. Prior to the excavation works within these potentially contaminated areas, the groundwater quality should be reviewed during the process of discharge license application. The compliance to the Technical Memorandum on Standards for Effluents Discharged into Drainage on Sewerage Systems, Inland and Coastal Waters (TM-DSS) and the existence of prohibited substance should be confirmed. If the review results indicated that the groundwater to be generated from the excavation works would be contaminated, the contaminated groundwater should be either properly treated in compliance with the requirements of the TM-DSS or properly recharged into the ground.						^



EIA Ref.	EM&A Ref.	Recommended Mitigation Measures	Objectives of the Recommended Measures & Main Concern to Address	Implementation Agent	Location / Timing	Implementation Stage	Requirements and/or standards to be achieved	Implementation Status
		If wastewater treatment is deployed, the wastewater treatment unit shall deploy suitable treatment process (e.g. oil interceptor / activated carbon) to reduce the pollution level to an acceptable standard and remove any prohibited substances (e.g. TPH) to undetectable range. All treated effluent from wastewater treatment plant shall meet the requirements as stated in TM-DSS and should be discharged into the foul sewers.						^
		If groundwater recharging wells are deployed, recharging wells should be installed as appropriate for recharging the contaminated groundwater back into the ground. The recharging wells should be selected at places where the groundwater quality will not be affected by the recharge operation as indicated in the Section 2.3 of TM-DSS. The baseline groundwater quality shall be determined prior to the selection of the recharge wells, and submit a working plan (including the laboratory analytical results showing the quality of groundwater at the proposed recharge location(s) as well as the pollutant levels of groundwater to be recharged) to EPD for agreement. Pollution levels of groundwater to be recharged shall not be higher than pollutant levels of ambient groundwater at the recharge well. Prior to recharge, any prohibited substances such as TPH products should be removed as necessary by installing the petrol interceptor.						N/A
S6.9.1.6	W6	<u>Accidental Spillage</u> All the tanks, containers, storage area should be bunded and the locations should be locked as far as possible from the sensitive watercourse and stormwater drains.	To minimize water quality impact from accidental spillage	Contractor	All construction site where practicable	Construction stage	- Water Pollution Control Ordinance - ProPECC PN 1/94 - TM-EIAO - TM-DSS	^
		The Contractor should register as a chemical waste producer if chemical wastes would be generated. Storage of chemical waste arising from the construction activities should be stored with suitable labels and warnings.						^
		Disposal of chemical wastes should be conducted in compliance with the requirements as stated in the Waste Disposal (Chemical Waste) (General) Regulation.						^

EIA Ref.	EM&A Ref.	Recommended Mitigation Measures	Objectives of the Recommended Measures & Main Concern to Address	Implementation Agent	Location / Timing	Implementation Stage	Requirements and/ or standards to be achieved	Implementation Status
<b>Waste Management (Construction Waste)</b>								
S7.4.1	WM1	<u>On-site sorting of C&amp;D material</u> Geological assessment should be carried out by competent persons on site during excavation to identify materials which are not suitable to use as aggregate in structural concrete (e.g. volcanic rock, Aplite dyke rock, etc.). Volcanic rock and Aplite dyke rock should be separated at the source sites as far as practicable and stored at designated stockpile area preventing them from delivering to crushing facilities. The crushing plant operator should also be reminded to set up measures to prevent unsuitable rock from ending up at concrete batching plants and be turned into concrete for structural use. Details regarding control measures at source site and crushing facilities should be submitted by the Contractor for the Engineer to review and agree. In addition, site records should also be kept for the types of rock materials excavated and the traceability of delivery will be ensured with the implementation of Trip Ticket System and enforced by site supervisory staff as stipulated under DEVB TC(W) No. 6/2010 for tracking of the correct delivery to the rock crushing facilities for processing into aggregates. Alternative disposal option for the reuse of volcanic rock and Aplite Dyke rock, etc. should be explored.	Separation of unsuitable rock from ending up at concrete batching plants and be turned into concrete for structural use	Contractor	All construction sites	Construction stage	· DEVB (W) No. 6/2010	^
S7.5.1	WM2	<u>Construction and Demolition Material</u> Maintain temporary stockpiles and reuse excavated fill material for backfilling and reinstatement.	Good site practice to minimize the waste generation and recycle the C&D materials as far as practicable so as to reduce the amount for final disposal	Contractor	All construction sites	Construction stage	· Land (Miscellaneous Provisions) Ordinance · Waste Disposal Ordinance · ETWB TCW No. 19/2005	^
		Carry out on-site sorting.						^
		Make provisions in the Contract documents to allow and promote the use of recycled aggregates where appropriate						^
		Adopt 'selective demolition' technique to demolish the existing structures and facilities with a view to recovering broken concrete effectively for recycling purpose, where possible.						N/A
		Implement a trip-ticket system for each works contract to ensure that the disposal of C&D materials are properly documented and verified.						^
		Implement an enhanced Waste Management Plan similar to ETWBTC (Works) No. 19/2005 – “Environmental Management on Construction Sites” to encourage on-site sorting of C&D materials and to minimize their generation during the course of construction.						^

EIA Ref.	EM&A Ref.	Recommended Mitigation Measures	Objectives of the Recommended Measures & Main Concern to Address	Implementation Agent	Location / Timing	Implementation Stage	Requirements and/or standards to be achieved	Implementation Status
S7.5.1	WM3	<u>C&amp;D Waste</u> Standard formwork or pre-fabrication should be used as far as practicable in order to minimize the arising of C&D materials. The use of more durable formwork or plastic facing for the construction works should be considered. Use of wooden hoardings should not be used, as in other projects. Metal hoarding should be used to enhance the possibility of recycling. The purchasing of construction materials will be carefully planned in order to avoid over ordering and wastage.	Good site practice to minimize the waste generation and recycle the C&D materials as far as practicable so as to reduce the amount for final disposal	Contractor	All construction sites	Construction stage	· Land (Miscellaneous Provisions) Ordinance · Waste Disposal Ordinance · ETWB TCW No. 19/2005	^
		The Contractor should recycle as much of the C&D materials as possible on-site. Public fill and C&D waste should be segregated and stored in different containers or skips to enhance reuse or recycling of materials and their proper disposal. Where practicable, concrete and masonry can be crushed and used as fill. Steel reinforcement bar can be used by scrap steel mills. Different areas of the sites should be considered for such segregation and storage.						N/A
S7.5.1	WM4	<u>Excavated Contaminated Soils</u> Details of the mitigation measures on handling of the contaminated soil shall be referred to Section on Land Contamination below.	The contaminated soil will be excavated for on-site reuse	Contractor	PBH4	Prior to commencement of construction works within the contaminated	· Practice Guide (PG) for Investigation and Remediation of Contaminated Land · GN/GM for land contamination	^
S7.5.1	WM5	<u>Land-based and Marine-based Sediment</u> All construction plant and equipment shall be designed and maintained to minimize the risk of silt, sediments, contaminants or other pollutants being released into the water column or deposited in the locations other than designated location.	To control pollution due to marine sediment	Contractor	Along CKR alignment	Construction stage	· ETWB TCW No. 34/2002	^
		All vessels shall be sized such that adequate draft is maintained between vessels and the sea bed at all states of the tide to ensure that undue turbidity is not generated by turbulence from vessel movement or propeller wash.						N/A

EIA Ref.	EM&A Ref.	Recommended Mitigation Measures	Objectives of the Recommended Measures & Main Concern to Address	Implementation Agent	Location / Timing	Implementation Stage	Requirements and/ or standards to be achieved	Implementation Status
		Before moving the vessels which are used for transporting dredged material, excess material shall be cleaned from the decks and exposed fittings of vessels and the excess materials shall never be dumped into the sea except at the approved locations.						N/A
		Adequate freeboard shall be maintained on barges to ensure that decks are not washed by wave action.						N/A
		The Contractors shall monitor all vessels transporting material to ensure that no dumping outside the approved location takes place. The Contractor shall keep and produce logs and other records to demonstrate compliance and that journeys are consistent with designated locations and copies of such records shall be submitted to the engineers.						N/A
		The Contractors shall comply with the conditions in the dumping licence.						^
		All bottom dumping vessels (Hopper barges) shall be fitted with tight fittings seals to their bottom openings to prevent leakage of material.						N/A
		The material shall be placed into the disposal pit by bottom dumping.						N/A
		Contaminated marine mud shall be transported by spit barge of not less than 750m3 capacity and capable of rapid opening and discharge at the disposal site.						N/A
		Discharge shall be undertaken rapidly and the hoppers shall be closed immediately. Material adhering to the sides of the hopper shall not be washed out of the hopper and the hopper shall remain closed until the barge returns to the disposal site.						N/A
		For Type 3 special disposal treatment, sealing of contaminant with geosynthetic containment before dropping designated mud pit would be a possible arrangement. A geosynthetic containment method is a method whereby the sediments are sealed in geosynthetic containers and, the containers would be dropped into the designated contaminated mud pit where they would be covered by further mud disposal and later by the mud pit capping at the disposal site, thereby fulfilling the requirements for fully confined mud disposal.						N/A

EIA Ref.	EM&A Ref.	Recommended Mitigation Measures	Objectives of the Recommended Measures & Main Concern to Address	Implementation Agent	Location / Timing	Implementation Stage	Requirements and/ or standards to be achieved	Implementation Status
S7.5.1	WM6	<u>Chemical Waste</u> Chemical waste that is produced, as defined by Schedule 1 of the Waste Disposal (Chemical Waste) (General) Regulation, should be handled in accordance with the Code of Practice on the Packaging, Labelling and Storage of Chemical Wastes.	Control the chemical waste and ensure proper storage, handling and disposal	Contractor	All construction sites	Construction stage	<ul style="list-style-type: none"> <li>Waste Disposal (Chemical Waste) (General) Regulation</li> <li>Code of Practice on the Packaging, Labelling and Storage of Chemical Waste</li> </ul>	^
		Containers used for the storage of chemical wastes should be suitable for the substance they are holding, resistant to corrosion, maintained in a good condition, and securely closed, have a capacity of less than 450 L unless the specification has been approved by EPD, and display a label in English and Chinese in accordance with instructions prescribed in Schedule 2 of the regulation.						^
		The storage area for chemical wastes should be clearly labelled and used solely for the storage of chemical waste, enclosed on at least 3 sides, have an impermeable floor and bunding of sufficient capacity to accommodate 110% of the volume of the largest container or 20% of the total volume of waste stored in that area, whichever is the greatest, have adequate ventilation, covered to prevent rainfall entering, and arranged so that incompatible materials are adequately separated.						^
		Disposal of chemical waste should be via a licensed waste collector, be to a facility licensed to receive chemical waste, such as the Chemical Waste Treatment Centre which also offers a chemical waste collection service and can supply the necessary storage containers, or be to a reuser of the waste, under approval from EPD.						^
S7.5.1	WM7	<u>General Refuse</u> General refuse generated on-site should be stored in enclosed bins or compaction units separately from construction and chemical wastes.	Minimize production of the general refuse and avoid odour, pest and litter impacts	Contractor	All construction sites	Construction stage	Waste Disposal Ordinance	^
		A reputable waste collector should be employed by the Contractor to remove general refuse from the site, separately from construction and chemical wastes, on a daily basis to minimize odour, pest and litter impacts. Burning of refuse on construction sites is prohibited by law.						^
		Aluminum cans are often recovered from the waste stream by individual collectors if they are segregated and made easily accessible. Separate labelled bins for their deposit should be provided if feasible.						^

EIA Ref.	EM&A Ref.	Recommended Mitigation Measures	Objectives of the Recommended Measures & Main Concern to Address	Implementati on Agent	Location / Timing	Implementatio n Stage	Requirements and/ or standards to be achieved	Implementation Status
		Office wastes can be reduced through the recycling of paper if volumes are large enough to warrant collection. Participation in a local collection scheme should be considered by the Contractor.						^
Land Contamination								
S8.9 & Appendix 8.4	LC2	Excavation of the Contaminated Soil Prior to commencement of the excavation works at the contamination zone, the zone should be clearly marked out on site and the surface levels recorded. Excavation of contaminated material should be undertaken using dedicated earth-moving plant.	The contaminated soil will be excavated for on-site reuse	Contractor	PBH4	Prior to commencement of construction works within the contaminated area	· Practice Guide (PG) for Investigation and Remediation of Contaminated Land - Guidance Notes for Contaminated Land Assessment and Remediation · Guidance Manual for Use of Risk-Based Remediation Goals (RBRGs) for Contaminated Land Management	N/A
		The excavated contaminated soils would be stockpiled at designated area on site and covered by sheet to prevent dispersion of contamination during stockpiling.						N/A
		The Contractor should pay attention to the selection of suitable groundwater lowering schemes and discharge points if the groundwater table is higher than the contaminated soils during excavation. The Contractor should also obtain a valid Water Pollution Control Ordinance (WPCO) discharge licence from EPD where applicable.						N/A
Hazard to Life								
S9.18	H8	The driver and his assistant should be physically healthy, experienced and have good safe driving records. The driver should hold a proper driving licence for the approved transport truck. Dedicated training programme and regular road safety briefing sessions/ workshops should be provided to enhance their safe driving attitude and practice. Smoking should be strictly prohibited.	To reduce the risk during explosives transport	Contractor	Works areas at which explosives would be used	Construction stage	/	^
S9.18	H9	Emergency response plans in case of road accident should be prepared and implemented. The driver and his assistant should be familiar with the emergency procedures including evacuation, and proper communication/ fire-fighting equipment should be provided to the driver and his assistant.	To reduce the risk during explosives transport	Contractor	Works areas at which explosives would be used	Construction stage	/	^

EIA Ref.	EM&A Ref.	Recommended Mitigation Measures	Objectives of the Recommended Measures & Main Concern to Address	Implementation Agent	Location / Timing	Implementation Stage	Requirements and/or standards to be achieved	Implementation Status
<b>Landscape and Visual</b>								
S10.10.1 Table 10.11	LV3	<u>Good Site Management</u> Large temporary stockpiles of excavated material shall be covered with unobtrusive sheeting to prevent dust and dirt spreading to adjacent landscape areas and vegetation, and to create a neat and tidy visual appearance.	Minimize visual impact	Contractor	Within Project site	Construction Phase	/	^
		Construction plant and building material shall be orderly and carefully stored in order to create a neat and tidy visual appearance.						^
S10.10.1 Table 10.11	LV4	<u>Screen Hoarding</u> Decorative screen hoarding should be erected to screen the public from the construction area. It should be designed to be compatible with the existing urban context.	Minimize visual impact	Contractor	Within Project site	Construction Phase	/	^
S10.10.1 Table 10.11	LV5	<u>Lighting Control during Construction</u> All lighting in the construction site shall be carefully controlled to minimize light pollution and night-time glare to nearby residences and GIC. The Contractor shall consider other security measures, which shall minimize the visual impacts.	Minimize visual impact	Contractor	Within Project site	Construction Phase	/	^
S10.10.1 Table 10.11	LV6	<u>Erosion Control</u> The potential for soil erosion shall be reduced by minimizing the extent of vegetation disturbance on site and by providing a protective cover over newly exposed soil.	Minimize landscape impact	Contractor	Within Project site	Construction Phase	/	^

EIA Ref.	EM&A Ref.	Recommended Mitigation Measures	Objectives of the Recommended Measures & Main Concern to Address	Implementation Agent	Location / Timing	Implementation Stage	Requirements and/ or standards to be achieved	Implementation Status
S10.10.1 Table 10.11	LV7	<u>Tree Protection &amp; Preservation</u> Carefully protected during construction. Tree protection measures will be detailed at the Tree Removal Application stage and plans submitted to the relevant Government Department for approval in due course in accordance with ETWB TC no. 3/2006.	Minimize landscape and visual impact	Contractor	Within Project site	Construction Phase	· 'Guidelines for Tree Risk Management and Assessment Arrangement on an Area Basis and on a Tree Basis', Greening, Landscape and Tree Management (GLTM) Section, DEVB · Latest recommended horticultural practices from GLTM Section, DEVB	N/A
S10.10.1 Table 10.11	LV8	<u>Tree Transplantation</u> For trees unavoidably affected by the Project that have to be removed, where practical transplantation will be chosen as the top priority method of removal. If this is not possible or practical compensatory planting will be provided for trees unavoidably felled (See LV10). For trees unavoidably affected by the Project works that are transplanted, transplantation must be carried out in accordance with ETWB TCW 2/2004 and 3/2006.	Minimize landscape and visual impact	Contractor	Within Project site and designated off-site locations	Prior to Construction Phase	· ETWB TCW 3/2006 · Latest recommended horticultural practices from Greening, Landscape and Tree Management (GLTM) Section, DEVB · ETWB TCW 2/2004	N/A
S10.10.1 Table 10.11	LV9	<u>Compensatory Planting</u> For trees unavoidably affected by the Project that have to be removed, where practical transportation will be chosen as the top priority method of removal but if this is not possible or practical compensatory planting will be provided for trees unavoidably felled. All felled trees shall be compensated for by planting trees to the satisfaction of relevant Government projects. Required numbers and locations of compensatory trees shall be determined and agreed separately with Government during the Tree Felling Application process under ETWBTC 3/2006.	Minimize visual impact and also enhance landscape	Contractor	Within Project site	Construction Phase	· ETWB TCW 3/2006 · Latest recommended horticultural practices from Greening, Landscape and Tree Management (GLTM) Section, DEVB · ETWB TCW 2/2004	N/A



EIA Ref.	EM&A Ref.	Recommended Mitigation Measures	Objectives of the Recommended Measures & Main Concern to Address	Implementation Agent	Location / Timing	Implementation Stage	Requirements and/ or standards to be achieved	Implementation Status
S10.10.1 Table 10.11	LV10	<u>Screen Planting</u> Tall screen/buffer trees, shrubs and climbers should be planted, in so far as is possible, to soften and screen proposed structures such as roads and central strip, vertical edges and buildings and to enhance streetscape greening effect where appropriate. Indiscriminate use of trees for screening must be avoided and the principle of 'right tree for the right place' must be followed. This detail will be provided at the Detailed Design stage. This measure may additionally form part of the compensatory planting and will improve and create a pleasant pedestrian environment.	Minimize visual impact and also enhance landscape	Contractor	Within Project site	Construction Phase	· Guidelines on Greening of Noise Barriers, issued April 2012, GLTMS, DevB · ETWB TCW 2/2004	N/A
S10.10.1 Table 10.11	LV11	<u>Green Roof</u> Roof greening will be established on ventilation and administration buildings to reduce exposure to untreated concrete surfaces and particularly mitigate visual impact to VSRs at high levels.	Minimize landscape and visual impact	Contractor	Within Project site	Construction Phase	/	N/A
S10.10.1 Table 10.11	LV12	<u>Reinstatement</u> All works areas, excavated areas and disturbed areas for tunnel construction and temporary road diversion or any other proposed works shall be reinstated to former conditions or better, with reasonable landscape treatment and to the satisfaction of the relevant Government departments. (Specific mitigation for disturbance to public open space is detailed separately under LV14)	Minimize landscape impact	Contractor	Within Project site	Construction Phase	/	N/A
S10.10.1 Table 10.11	LV13	<u>Reprovisioning of Public Open Space</u> All areas of public open space affected by the Project will be re-provisioned either at the same location following the completion of temporary works, or at a separate site, as agreed with relevant Government departments. Open space should be re-provisioned in an enhanced manner.	Minimize landscape impact	Contractor	Within Project site	Construction Phase	Open space should be re-provided in an enhanced manner.	N/A
<b>Cultural Heritage Impact (Construction Phase)</b>								
S11.4.4	CH1	The contractor should be alerted during the construction on the possibility of locating archaeological remains and as a precautionary measure, AMO shall be informed immediately in case of discovery of antiquities or supposed antiquities in the subject sites.	To preserve any cultural heritage items which may be removed and damaged by the excavation	Contractor	During construction works for cut and cover tunnels	During the Construction Phase	· AMOs requirements	N/A

EIA Ref.	EM&A Ref.	Recommended Mitigation Measures	Objectives of the Recommended Measures & Main Concern to Address	Implementation Agent	Location / Timing	Implementation Stage	Requirements and/ or standards to be achieved	Implementation Status
<b>EM&amp;A Project</b>								
S13.2	EM1	An Independent Environmental Checker needs to be employed as per the EM&A Manual	Control EM&A Performance	Highways Department	All construction sites	Construction stage	· EIAO Guidance Note No. 4/2010 · TM-EIAO	^
S13.2-13.4	EM2	An Environmental Team needs to be employed as per the EM&A Manual.	Perform environmental monitoring & auditing	Highways Department/ Contractor	All construction sites	Construction stage	· EIAO Guidance Note No. 4/2010 · TM-EIAO	^
		Prepare a systematic Environmental Management Plan to ensure effective implementation of the mitigation measures;						^
		An environmental impact monitoring needs to be implemented by the Environmental Team to ensure all the requirements given in the EM&A Manual are fully complied with.						^

Remarks: EM&A Programme under EP-457/2013/D	
^	Compliance of mitigation measure;
N/A	Not applicable at this stage;
N/A(1)	Not observed;
*	Recommendation was made during site audit but improved/retified by the contractor;
#	Recommendation was made during site audit but not yet improved/retified by the contractor;
X	Non-compliance of mitigation measure;
●	Non-compliance but rectified by the contractor.

---

**APPENDIX D**  
**SUMMARIES OF ENVIRONMENTAL**  
**COMPLAINT, WARNING, SUMMON**  
**AND NOTIFICATION OF SUCCESSFUL**  
**PROSECUTION**

---

**Complaint Log on Reporting Month (December 2025)**

Log Ref.	Location	Received Date	Details of Complaint/warning/ summon and prosecution	Investigation/ Mitigation Action	Status
N/A	N/A	N/A	N/A	N/A	N/A

**Remarks:** No environmental complaint and warning/summon and prosecution was received in the reporting period.

**Cumulative Statistics on Complaints, Notifications of Summons and Successful Prosecutions and Public Engagement Activities**

Reporting Period	Site Location	Frequency	Cumulative	Details
December 2025	Kai Tak East	Environmental Complaint Statistics		
		0	3	N/A
		Environmental Non-compliance Statistic		
		0	0	N/A
		Environmental Summon and Prosecution Statistic		
		0	0	N/A
	Yau Ma Tei West	Environmental Complaint Statistics		
		0	0	N/A
		Environmental Non-compliance Statistic		
		0	0	N/A
		Environmental Summon and Prosecution Statistic		
		0	0	N/A
	Ho Man Tin	Environmental Complaint Statistics		
		1	8	EC011_CKRBEM20251210_012
		Environmental Non-compliance Statistic		
		0	0	N/A
		Environmental Summon and Prosecution Statistic		
		0	0	N/A

**Central Kowloon Route**  
**Remaining Works**  
**Contract No. HY/2023/08**  
**(Yau Ma Tei West area)**



## Environmental Permit No. EP-457/2013/D

### Central Kowloon Route

### Independent Environmental Checker Verification

Works Contract:	Remaining Works (HY/2023/08)
-----------------	------------------------------


#### Reference Document/Plan

Document/ <del>Plan</del> to be <del>Certified</del> / Verified:	Monthly EM&A Report No.10 (Yau Ma Tei West Area)
Date of Report:	8 January 2026
Date received by IEC:	8 January 2026

#### Reference EP Condition

Environmental Permit Condition:	3.4
Submission of Monthly EM&A Report of the Project	
3.4 Four hard copies and one electronic copy of monthly EM&A Report shall be submitted to the Director within 2 weeks after the end of each reporting month throughout the entire construction period. The EM&A Reports shall include a summary of all non-compliance. The submissions shall be certified by the ET Leader and verified by the IEC as complying with the requirements as set out in the EM&A Manual before submission to the Director. Additional copies of the submission shall be provided to the Director upon request by the Director.	

#### IEC Verification

I hereby verify that the above referenced document/ <del>plan</del> complies with the above referenced condition of EP-457/2013/D.	
	
Ms Mandy To	Date: 9 January 2026
Independent Environmental Checker	

Our ref: 0436942\_IEC Verification Cert\_RMW\_Monthly EM&A Rpt No.10(YMTW)\_20260109.docx

## **Contract No.: HY/2023/08 Central Kowloon Route – Remaining Works**

Monthly Environmental Monitoring and Audit – Yau Ma Tei West Area –  
Report No. 10 (Period from 1st to 31st December 2025)

**Build King – Tung Lee Joint Venture**

Reference: P528199

Revision: 1

**2026-01-08**

# Document control record

Document prepared by:

**Aurecon Hong Kong Limited**

Unit 1608, 16/F, Tower B,

Manulife Financial Centre

223 -231 Wai Yip Street, Kwun Tong, Kowloon, Hong Kong.

**T** 3664 6888

**F** 3664 6999

**E** hongkong@aurecongroup.com

**W** www.aurecongroup.com

A person using Aurecon documents or data accepts the risk of:

- a) Using the documents or data in electronic form without requesting and checking them for accuracy
- b) Using the documents or data for any purpose not agreed to in writing by Aurecon.
- c) against the original hard copy version.

Document control		aurecon				
Report title		Monthly Environmental Monitoring and Audit – Yau Ma Tei West Area – Report No. 10 (Period from 1st to 31st December 2025)				
Document code			Project number		P528199	
File path						
Client		Build King – Tung Lee Joint Venture				
Client contact			Client reference			
Rev	Date	Revision details/status	Author	Reviewer	Verifier (if required)	Approver
0	2026-01-07	First issue	Kisten Ma	F. C. Tsang		F. C. Tsang
1	2026-01-08	Secon issue	Kisten Ma	F. C. Tsang		F. C. Tsang
Current revision		1				

Approval			
Author signature		Approver signature	
Name	Kisten Ma	Name	F. C. Tsang
Title	Senior Consultant	Title	Environmental Team Leader



# Contents

Executive Summary.....	1
1 Introduction.....	3
2 Environmental Status.....	6
3 Air Quality and Noise Monitoring .....	7
4 Waste Management .....	9
5 Landscape and Visual .....	10
6 Summary of Complaints, Notification of Summons and Prosecutions .....	11
7 EM&A Site Inspection .....	13
8 Future Key Issues.....	14
9 Conclusion and Recommendations .....	15

## Appendices

Appendix A	Alignment and Works Site in Yau Ma Tei West Area for Contract No. HY/2023/08
Appendix B	Construction Programme
Appendix C	Project Organization Chart
Appendix D	Event and Action Plan (EAP) (Air Quality Monitoring)
Appendix E	Event and Action Plan (EAP) (Noise Monitoring)
Appendix F	Environmental Mitigation Implementation Schedule (EMIS)
Appendix G	Waste Flow Table
Appendix H	Statistics on Complaint, Notifications of Summons and Successful Prosecutions

# Executive Summary

Build King - Tung Lee Joint Venture (“Contractor”) commenced the construction works of Highway Department (HyD) Central Kowloon Route Contract No. HY/2023/08 – Central Kowloon Route – Remaining Works at Yau Ma Tei West Area (“The Project”) on 1 March 2025. This is the 10<sup>th</sup> monthly Environmental Monitoring and Audit (EM&A) report presenting the EM&A works carried out in the Yau Ma Tei West Area during the period from 1 December 2025 to 31 December 2025.

A summary of major construction activities informed by the Contractor for the Project during the reporting period is presented below.

## Construction Activities Undertaken in Yau Ma Tei West

- Drainage system and installation of irrigation pipe and ducting for cabling works at Yau Ma Tei West Landscaped Deck (Portion of Site Part 1A, 1B and 1C)
- Planter soil laying, shrub planting & tree planting at Yau Ma Tei West Landscaped Deck (Portion of Site Part 1A, 1B and 1C)
- Excavation works and sub-structure at Jade Hawker Bazaar works area (Site Part 7A and 7B)

## Environmental Monitoring and Audit Works

Regular construction air quality monitoring (24-hour TSP and 1-hour TSP) and noise monitoring works in Yau Ma Tei West Area are currently covered under Contract No. HY/2014/20 – Central Kowloon Route – Yau Ma Tei West. Details of the monitoring works could be referred to Sections 3 of the corresponding Monthly EM&A Report for Contract No. HY/2014/20.

Joint weekly site inspections were conducted by representatives of the Environmental team (ET), the Contractor and the Engineer on 3, 12, 19 and 24 December 2025. A joint site inspection with the Independent Environmental Checker (IEC) was undertaken on 12 December 2025. Bi-weekly inspection of the implementation of landscape and visual mitigation measures was conducted by the ET on 3 and 19 December 2025. Details of the audit findings and implementation status are presented in **Section 7**. Details of waste management are presented in **Section 4**.

A summary of the non-compliance (exceedance) during the reporting period is provided below.

- Air quality Monitoring
  - No Action / Limit Level exceedance for 1-hour TSP was recorded.
  - No Action / Limit Level exceedance for 24-hour TSP was recorded.
- Noise Monitoring
  - 1 Action Level exceedance was recorded regarding to complaint on noise nuisance received in the reporting month.
  - No Limit Level exceedance for noise monitoring was recorded.

#### Complaints, Notification of Summons and Successful Prosecution

1 complaint was received in the reporting month (December 2025). The complaint was investigated, and investigation report was provided in this reporting month (December 2025).

No environmentally related notification of summons and successful prosecution were received in the reporting period.

#### Reporting Changes

There were no reporting changes during the reporting period.

#### Future Key Issues

A summary of construction activities informed by the Contractor for the next reporting period are listed below:

##### **Construction Activities To be Undertaken in Yau Ma Tei West Area**

- Drainage system and installation of irrigation pipe and ducting for cabling works (lighting, power and CCTV) at Yau Ma Tei West Landscaped Deck (Portion of Site Part 1A, 1B and 1C)
- Planter soil laying and shrub planting at Yau Ma Tei West Landscaped Deck (Portion of Site Part 1A, 1B and 1C)
- Planter wall construction at Yau Ma Tei West Landscaped Deck (Site Part 1D)
- Site clearing and mobilization works at North Tree Park (Site 3A, 3B & 3C)
- Excavation works at Jade Hawker Bazaar works area (Site Part 7)
- Footing and parapet wall construction at Jade Hawker Bazaar (Site Part 7)
- Column and wall construction at Jade Hawker Bazaar (Site Part 7)

# 1 Introduction

## 1.1 Basic Project Information

- 1.1.1 Central Kowloon Route (CKR) is a 4.7 km long dual 3-lane trunk road in Central Kowloon linking Yau Ma Tei Interchange in West Kowloon with the road network on Kai Tak Development and Kowloon Bay in East Kowloon.
- 1.1.2 The Central Kowloon Route – Design and Construction Environmental Impact Assessment Report (Register No.: AEIAR-171/2013) was approved with conditions by the Environmental Protection Department (EPD) on 11 July 2013. An Environmental Permit (EP 457/2013) was issued on 9 August 2013. Variations of EP (VEP) was subsequently applied for and the latest EP (EP-457/2013/D) was issued by the EPD on 15 June 2021.
- 1.1.3 The construction of the CKR had been divided into different sections. Contract No. HY/2023/08 – Central Kowloon Route – Remaining Works covers part of the construction activities located at Kai Tak West Area and Yau Ma Tei West Area under the EP, including:
- design and construction of landscaping works at Yau Ma Tei Landscaped Deck, Yau Ma Tei Rest Gardens, North Tree Park and Kai Tak Phase 2B Landscaped Deck;
  - improvement of a section of Kai Fuk Road of approximately 300 metres in length;
  - planting of compensatory trees; and
  - associated civil works, electrical and mechanical works, road and drainage works, lighting works and establishment works.
- 1.1.4 The works site at Yau Ma Tei West Area for Contract No. HY/2023/08 are shown in **Appendix A**.

## 1.2 Purpose of the Report

- 1.2.1 This is the 10<sup>th</sup> monthly Environmental Monitoring and Audit (EM&A) report presenting the EM&A works carried out for the Project in the Yau Ma Tei West Area during the period from 1 December 2025 to 31 December 2025.

## 1.3 Construction Activities Undertaken During the Reporting Period

- 1.3.1 A summary of major construction activities carried out during the reporting period are presented in **Table 1.1**. The construction programme is presented in **Appendix B**.

**Table 1.1 Summary of Construction Activities during the Reporting Period**

Construction Activities Undertaken in Yau Ma Tei West Area	Progress
<ul style="list-style-type: none"> <li>Drainage system and installation of irrigation pipe and ducting for cabling works at Yau Ma Tei West Landscaped Deck (Portion of Site Part 1A, 1B and 1C)</li> </ul>	95%
<ul style="list-style-type: none"> <li>Planter soil laying, shrub planting &amp; tree planting at Yau Ma Tei West Landscaped Deck (Portion of Site Part 1A, 1B and 1C)</li> </ul>	75%
<ul style="list-style-type: none"> <li>Excavation works and sub-structure at Jade Hawker Bazaar works area (Site Part 7A and 7B)</li> </ul>	35%
<ul style="list-style-type: none"> <li>Excavation works and sub-structure at Jade Hawker Bazaar works area (Site Part 7B)</li> </ul>	10%

## 1.4 Project Organisation

- 1.4.1 The project organization structure is shown in **Appendix C**. The key personnel contact names and numbers for the Project are summarized in **Table 1.2**.

**Table 1.2 Contact Information of Key Personnel**

Party	Role	Position	Name	Contact No.
Arup – Mott MacDonald Joint Venture	Engineer's Representative ("ER")	Resident Engineer (Environmental)	Ms. Jim Li	9120 1157
ERM – Hong Kong Limited	Independent Environmental Checker ("IEC")	IEC	Ms. Mandy To	2271 3313
Aurecon Hong Kong Limited	Environmental Team ("ET")	ET Leader	Mr. F. C. Tsang	3664 6801
Build King – Tung Lee Joint Venture	Contractor	Environmental Officer	Mr. Tony Tsoi	9689 8956

## 1.5 Status of Environmental Licences, Notification and Permit

**1.5.1** A summary of the valid permits, licences, and/ or notifications on environmental protection for this Project is presented in **Table 1.3**.

**Table 1.3 Summary of the Environmental Licence, Notification, Permit and Documentations**

Permit/ License/ Notification / Reference No.	Valid Period		Status	Remark
From	To			
<b>Environmental Permit</b>				
EP-457/2013/D	15 June 2021	--	Valid	--
<b>Wastewater Discharge License</b>				
--	--	--	--	Application will be submitted in January 2026. No wastewater was discharged during the reporting month.
<b>Notification of Construction Works Under the Air Pollution Control (Construction Dust Regulation)</b>				
10007351, 10007352	25 July 2024	End of Project	Notified	--
<b>Chemical Waste Producer Registration</b>				
5213-252- B2767-01	14 August 2024	--	Valid	--
<b>Billing Account for Disposal of Construction Waste</b>				
7051793	6 August 2024	--	Valid	--
<b>Y-Park Membership</b>				
C0280	12 August 2024	--	Valid	--
<b>Construction Noise Permit</b>				
GW-RE1332-25	3 November 2025	2 February 2026	Valid	General Activities at Jade Hawker Bazaar
GW-RE-1525-25	1 January 2026	30 June 2026	--	General Activities at Yau Ma Tei Landscaped Deck and North Tree Park (Approved on 18 December 2025)
<b>Collection of Public Fill at Public Fill Reception Facility</b>				
TKO137- HY/2023/08-002	1 July 2025	31 December 2025	Valid	--

## 2 Environmental Status

### 2.1 Environmental Permit (EP) Submission Status

- 2.1.1 Environmental permit (EP) conditions under the EIAO, submission status under the EP and implementation status of mitigation measures had been reviewed and implemented on schedule. The status of required submissions under the EP (EP-457/2013/D) during the reporting period for the Project are summarised in **Table 2.1**.

**Table 2.1 Summary of Status of Required Submission for EP-457/2013/D for the Project**

EP Condition (EP-457/2013/D)	Submission	Submission Date
3.4	Monthly EM&A Report – Yau Ma Tei West Area (November 2025)	12 December 2025

## 3 Air Quality and Noise Monitoring

### 3.1 Air Quality

#### Monitoring Requirements and Results

- 3.1.1 The air quality (24-hour TSP, 1-hour TSP) monitoring works in Yau Ma Tei West Area are currently covered under Contract No. HY/2014/20 – Central Kowloon Route – Yau Ma Tei West. Details of the corresponding monitoring parameters, equipment, methodology, monitoring schedule wind data, results and the established Action and Limit Levels could be referred to Section 3 of the corresponding Monthly EM&A Report for Contract No. HY/2014/20.

#### Observations

- 3.1.2 No Action/ Limit Level exceedance was recorded for all 1-hour TSP and 24-hour TSP monitoring in the reporting period.
- 3.1.3 Site audits were carried out on a weekly basis to monitor and audit the timely implementation of air quality mitigation measures within the site boundaries of this Project. A summary of observation during the site audits is shown in **Table 7.1** of this report.

### 3.2 Noise

#### Monitoring Requirements and Results

- 3.2.1 The construction noise monitoring works in Yau Ma Tei West Area are currently covered under Contract No. HY/2014/20 – Central Kowloon Route – Yau Ma Tei West. Details of the corresponding monitoring parameters, equipment, methodology, results and the established Action and Limit Levels could be referred to Section 3 of the corresponding Monthly EM&A Report for Contract No. HY/2014/20.

#### Observations

- 3.2.2 1 Action Level exceedance was recorded regarding to complaint on noise nuisance received in the reporting month.
- 3.2.3 No Limit Level exceedance was recorded for noise monitoring in the reporting period.



3.2.4 Site audits were carried out on a weekly basis to monitor and audit the timely implementation of noise mitigation measures within the site boundaries of this Project. A summary of observations during the site audits is shown in **Table 7.1** of this report.

## 4 Waste Management

4.1.1 Waste generated from this Project includes inert C&D materials and non-inert C&D materials. Non-inert C&D materials are made up of general refuse, vegetative wastes and recyclable wastes such as plastics and paper/ cardboard packaging waste. Steel materials generated from the project are also grouped into non-inert C&D materials as the materials were not disposed of with other inert C&D materials.

4.1.2 With reference to relevant handling records and trip tickets of this Project, the quantities of different types of waste generated in the reporting period are summarised in **Table 4.1**. Details of cumulative waste management data are presented as a waste flow table in **Appendix G**.

**Table 4.1 Quantities of Waste Generated from the Project in the Reporting Period**

Reporting period	Quantity					
	Inert C&D Materials (in '000 kg)	Chemical Waste (in 'kg)	Non-inert C&D Materials			
			Others, e.g. General Refuse disposed of at Landfill (in '000kg)	Recycled materials		
				Paper/ cardboard (in '000kg)	Plastics (in '000 kg)	Metals (in '000 kg)
December 2025	2184.65	0.000	196.22	0.000	0.000	0.000

## 5 Landscape and Visual

- 5.1.1 As per the EM&A Manuals, the landscape and visual mitigation measures shall be implemented, and site inspections should be undertaken once every two weeks during the construction period.
- 5.1.2 Bi-weekly inspection of the implementation of landscape and visual mitigation measures was conducted on [3 and 19 December 2025](#). The observations and recommendations made during the site inspections are presented in **Table 7.1**. A summary of the implementation status is presented in **Appendix F**.

## 6 Summary of Complaints, Notification of Summons and Prosecutions

6.1.1 The environmental Complaints Handling Procedures is shown below.

Complaint Received via Project Hotline	Complaint Received via 1823 or from other government departments
Contractor notify ER, ET and IEC	ER notify Contractor, ET and IEC
Contractor log complaint and date of receipt onto the complaint database. Contractor, ER and ET to conduct investigation of complaint	
If complaint is considered not valid	If complaint is found valid
ET or ER to reply to the complainant if necessary	Contractor to identify and implement remedial measures in consultation with the IEC, ET and ER.
	The ER, ET and IEC to review the effectiveness of the Contractor's remedial measures and the updated situation; ET to undertake additional monitoring and audit to verify the situation if necessary and oversee that circumstances leading to the complaint do not recur. ER to conduct further inspection as necessary.
If the complaint is referred by the EPD, the Contractor to prepare interim report on the status of the complaint investigation and follow-up actions stipulated above, including the details of the remedial measures and additional monitoring identified or already taken, for submission to EPD within the timeframe assigned by the EPD	
The ET to record the details of the complaint, results of the investigation, subsequent actions taken to address the complaint and updated situation including the effectiveness of the remedial measures, supported by regular and additional monitoring results in the monthly EM&A reports	

- 6.1.2 Should non-compliance of the criteria occur, action in accordance with the Event and Action Plan in **Appendix D** and **Appendix E** shall be carried out.
- 6.1.3 No exceedance of the Action and Limit Levels of air quality (1-hour TSP and 24-hour TSP) monitoring in the reporting period.
- 6.1.4 1 Action Level exceedance was recorded regarding to complaint on noise nuisance received in the reporting month. No Limit Level exceedance for construction noise monitoring was recorded.
- 6.1.5 The complaint was received in the reporting month (December 2025). The complaint was investigated, and investigation report was provided in this reporting month (December 2025) in **Appendix H**.
- 6.1.6 No non-compliance was received in the reporting period.
- 6.1.7 No notification of summons and successful prosecution was received in the reporting period.
- 6.1.8 Statistics on complaints, notifications of summons and successful prosecutions are summarized in **Appendix H**.

## 7 EM&A Site Inspection

7.1.1 Site inspections were carried out on a weekly basis to monitor the implementation of proper environmental pollution control and mitigation measures under the Contract. In the reporting period, 4 site inspections were carried out by the representative of ET, Contractor and Engineer on 3, 12, 19 and 24 December 2025, along with bi-weekly inspection of the implementation of landscape and visual mitigation measures conducted on 3 and 19 December 2025.

7.1.2 One joint site inspection with the IEC was also undertaken on 12 December 2025. Minor deficiencies were observed during weekly site inspection. Key observations during the site inspections are summarized in **Table 7.1**.

**Table 7.1 Summary of Site Observation**

Date	Environmental Observations	Follow-up Status
3 December 2025	1. At Jade Hawker Bazaar works area, chemical containers were observed without drip tray(s), drip tray(s) should be provided to chemicals to avoid leakage.	1. The concerned chemical containers were relocated and place inside drip tray. (Rectified on 9 December 2025)
12 December 2025	Nil.	Nil.
19 December 2025	Nil.	Nil.
24 December 2025	Nil.	Nil.

7.1.3 The Contractor has rectified all observation identified during environmental site inspection.

7.1.4 According to the EIA Study Report, Environmental Permit, contract documents and EM&A Manual, the mitigation measures detailed in the documents had been implemented as much as practical during the reporting period. An updated Implementation Status of Environmental Mitigation Measures (EMIS) is provided in **Appendix F**.

## 8 Future Key Issues

- 8.1.1 The construction activities to be undertaken in the next reporting period are listed below:

### Construction Activities To be Undertaken in Yau Ma Tei West Area

- Drainage system and installation of irrigation pipe and ducting for cabling works (lighting, power and CCTV) at Yau Ma Tei West Landscaped Deck (Portion of Site Part 1A, 1B and 1C)
- Planter soil laying and shrub planting at Yau Ma Tei West Landscaped Deck (Portion of Site Part 1A, 1B and 1C)
- Planter wall construction at Yau Ma Tei West Landscaped Deck (Site Part 1D)
- Site clearing and mobilization works at North Tree Park (Site 3A, 3B & 3C)
- Excavation works at Jade Hawker Bazaar works area (Site Part 7)
- Footing and parapet wall construction at Jade Hawker Bazaar (Site Part 7)
- Column and wall construction at Jade Hawker Bazaar (Site Part 7)

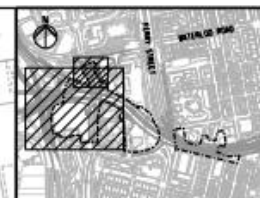
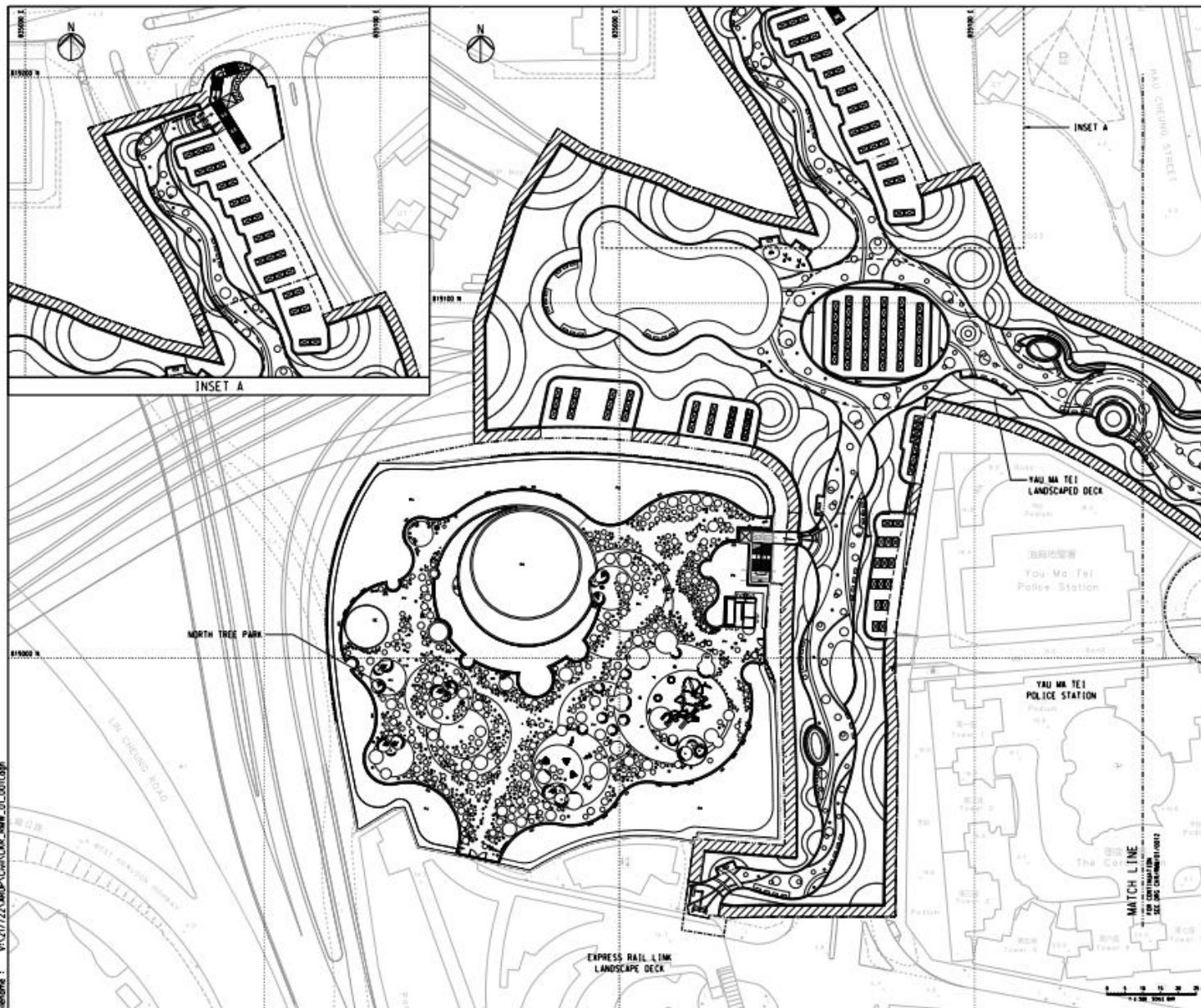
- 8.1.2 Potential environmental impacts arising from the above construction activities are mainly associated with dust noise and waste management.
- 8.1.3 The tentative schedule of air quality (1-hour TSP and 24-hour TSP) monitoring and noise monitoring in the next reporting period is presented in Appendix P of the corresponding Monthly EM&A Report for Contract No. HY/2014/20.
- 8.1.4 The construction programme for the Project for the next reporting period is presented in **Appendix B**.

# Conclusion and Recommendations

- 9.1.1 This is the 10<sup>th</sup> monthly EM&A Report presenting the EM&A works undertaken in Yau Ma Tei West Area during the period from 1 December 2025 to 31 December 2025 in accordance with the EM&A Manual and the requirement under EP-457/2013/D.
- 9.1.2 Air quality monitoring (including 1-hour TSP and 24-hour TSP) and noise monitoring were carried out in the reporting period under Contract No. HY/2014/20. 1 Action Level exceedance was recorded regarding to complaint on noise nuisance received in the reporting month. No Limit Level exceedance for construction noise monitoring was recorded.
- 9.1.3 Weekly environmental site inspections by representatives of the ET, the Contractor and the Engineer were conducted during the reporting period. One joint site inspection with the IEC was carried out on 3 and 19 December 2025. Minor deficiencies were observed during site inspection and was rectified within specified deadlines. The environmental performance of the Project was therefore considered satisfactory.
- 9.1.4 1 complaint was received in the reporting month (December 2025). The complaint was investigated, and investigation report was provided in this reporting month (December 2025) in **Appendix H**.
- 9.1.5 No non-compliance situation was received in the reporting period.
- 9.1.6 No notification of summons or prosecution was received since commencement of the Contract.
- 9.1.7 The ET will keep track on the construction works to confirm compliance of environmental requirements and the proper implementation of all necessary mitigation measures.



**Appendix A**  
**Alignment and Works Site in Yau Ma Tei West Area for**  
**Contract No. HY/2023/08**



KEY PLAN

# NOTES

1. THIS DRAWING IS TO BE READ IN CONJUNCTION WITH DRAWING NO. CKR/RMW/01/0011 TO 0018.
2. ALL LEVELS ARE IN METRES AND REFER TO PRINCIPAL DATUM.
3. ALL DIMENSIONS ARE IN METRES UNLESS OTHERWISE SPECIFIED.
4. ALL COORDINATES ARE IN ACCORDANCE WITH HK 19801 COORDINATES SYSTEM.
5. DETAILS INCLUDING DIMENSIONS, LEVELS, DESCRIPTIONS, LOCATIONS, ETC. SHOWN FOR EXISTING WORKS, FOOTPATHS, BRIDGE STRUCTURES, GROUND LEVEL ARE INDICATIVE ONLY. THE CONTRACTOR SHALL VERIFY THE ACTUAL EXISTING DETAILS ON SITE.

# LEGEND

- BOUNDARIES OF THE SITE
- OPEN SPACE BOUNDARY
- BUILDING SITE BOUNDARY

00	ISSUE FOR TENDER	LFW	02/24
Rev.	Description	By	Date

**ARUP** **M** **M**  
 Arup-Mott MacDonald Joint Venture

Project No.  
 Contract No. HY/2023/08  
 Central Kowloon Route -  
 Remaining Works

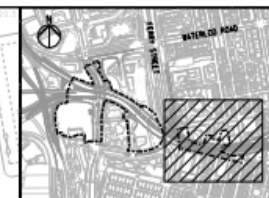
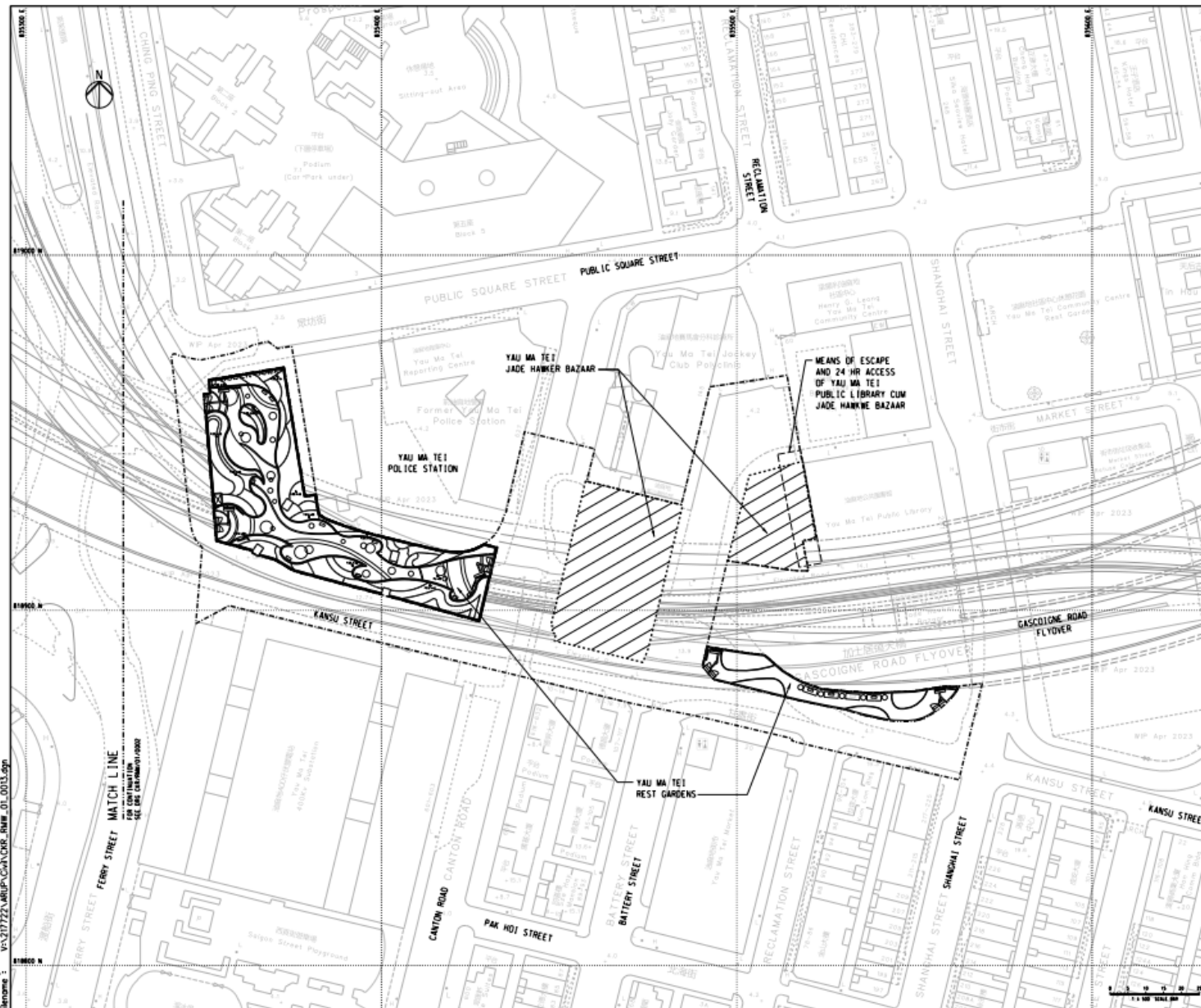
Drawing Title  
**GENERAL LAYOUT PLAN  
 SHEET 1**

Drawing No.	CKR/RMW/01/0011	Rev.	00
Drawn By	BY	Checked By	MC
Scale	1:500 @ A1	Status	TENDER

路政署  
**HIGHWAYS DEPARTMENT**  
 主要工程管理處  
 MAJOR WORKS PROJECT MANAGEMENT OFFICE

Printed At : 2/28/2024  
 Filename : V:\2023\22\ARUP\CKR\RMW\_01\_0011.dgn





KEY PLAN

NOTES

1. FOR NOTES AND LEGEND, REFER TO DRAWING NO. CR/RMW/01/0011.
2. MEANS OF ESCAPE AND 24 HR ACCESS OF YAU MA TEI PUBLIC LIBRARY CUM JADE HAWK BAZAAR SHALL BE PROVIDED AND MAINTAINED THROUGHOUT ENTIRE CON PROJECT.

Rev.	Description	LFM	02/24
00	ISSUE FOR TENDER	By	Rev

**ARUP** **M** **M**  
 Arup-Mott MacDonald Joint Venture

Project title  
 Contract No. HY/2023/08  
 Central Kowloon Route -  
 Remaining Works

Drawing title  
**GENERAL LAYOUT PLAN**  
**SHEET 3**

Drawing no. CR/RMW/01/0013	Rev. 00
Drawn By HJC	Checked By KSC
Date 14/09/24	Scale TENDER

**路政署**  
**HIGHWAYS DEPARTMENT**  
 主要工程發展處  
 MAJOR WORKS PROJECT MANAGEMENT OFFICE

## **Appendix B**

### **Construction Programme**

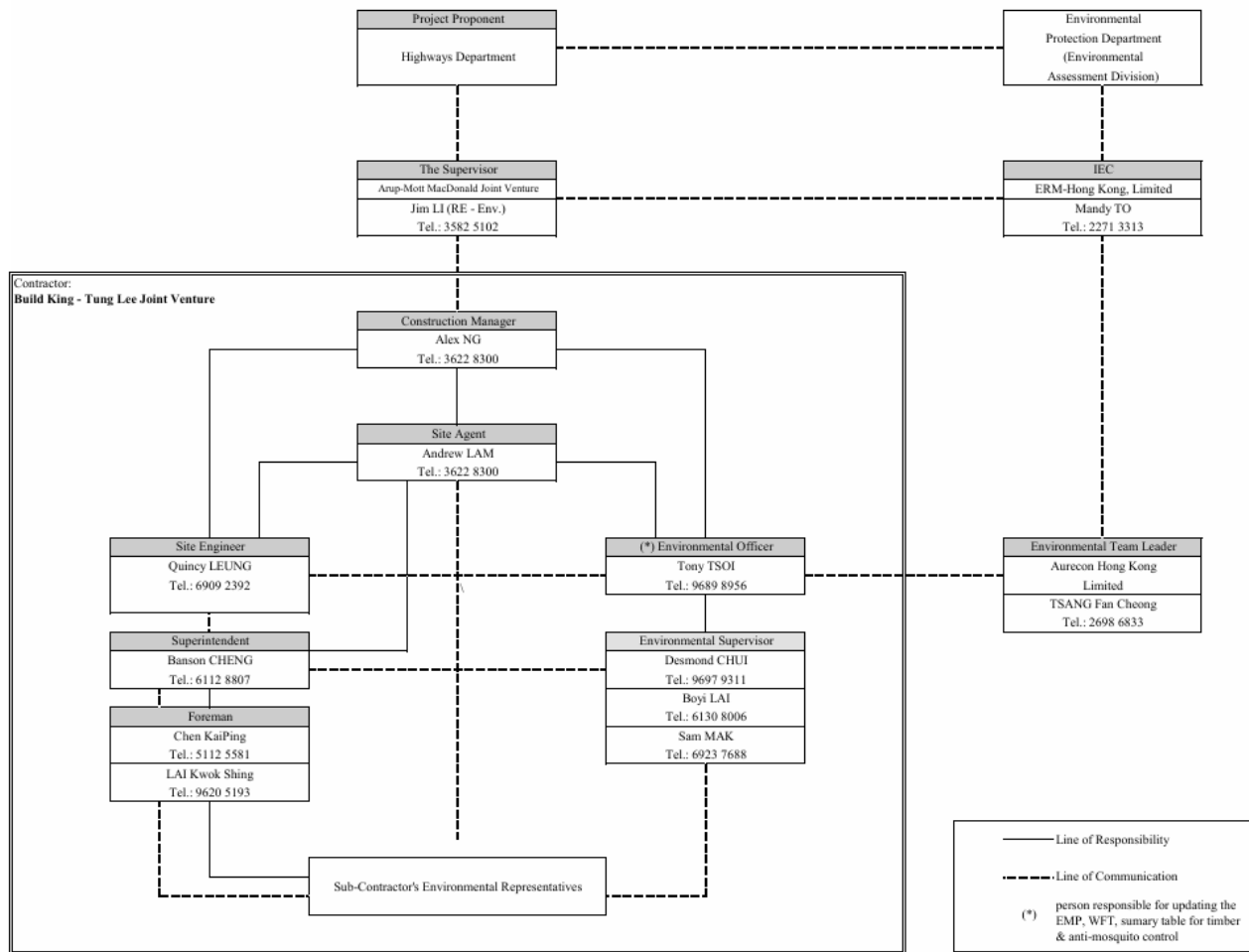


## **Appendix C**

### **Project Organisation Chart**

**Contract No.: HY/2023/08**  
**Central Kowloon Route - Remaining Works**  
**Environmental Organization Chart**

*Last Update: 02 Dec 2025*





## **Appendix D**

### **Event and Action Plan (EAP) (Air Quality Monitoring)**

EVENT	ACTION			
	ENVIRONMENTAL TEAM (ET)	INDEPENDENT ENVIRONMENTAL CHECKER (IEC)	ENGINEER'S REPRESENTATIVE (ER)	CONTRACTOR
ACTION LEVEL				
Exceedance for one sample	1. Identify source, investigate the causes of exceedance and propose remedial measures; 2. Inform IEC and ER; 3. Repeat measurement to confirm finding; 4. Increase monitoring frequency to daily.	1. Check monitoring data submitted by ET; 2. Check Contractor's working method.	1. Notify Contractor.	1. Rectify any unacceptable practice; 2. Amend working methods if appropriate.
Exceedance for two or more consecutive samples	1. Identify source; 2. Inform IEC and ER; 3. Advise the ER on the effectiveness of the proposed remedial measures; 4. Repeat measurements to confirm findings; 5. Increase monitoring frequency to daily; 6. Discuss with IEC and Contractor on remedial actions required; 7. If exceedance continues, arrange meeting with IEC and ER; 8. If exceedance stops, cease additional monitoring.	1. Check monitoring data submitted by ET; 2. Check Contractor's working method; 3. Discuss with ET and Contractor on possible remedial measures; 4. Advise the ET on the effectiveness of the proposed remedial measures; 5. Supervise implementation of remedial measures.	1. Confirm receipt of notification of failure in writing; 2. Notify Contractor; 3. Ensure remedial measures properly implemented.	1. Submit proposals for remedial actions to ER within 3 working days of notification; 2. Implement the agreed proposals; 3. Amend proposal if appropriate.

EVENT	ACTION			
	ENVIRONMENTAL TEAM (ET)	INDEPENDENT ENVIRONMENTAL CHECKER (IEC)	ENGINEER'S REPRESENTATIVE (ER)	CONTRACTOR
LIMIT LEVEL				
Exceedance for one sample	<ol style="list-style-type: none"> <li>1. Identify source, investigate the causes of exceedance and propose remedial measures;</li> <li>2. Inform ER, Contractor and EPD;</li> <li>3. Repeat measurement to confirm finding;</li> <li>4. Increase monitoring frequency to daily;</li> <li>5. Assess effectiveness of Contractor's remedial actions and keep IEC, EPD and ER informed of the results.</li> </ol>	<ol style="list-style-type: none"> <li>1. Check monitoring data submitted by ET;</li> <li>2. Check Contractor's working method;</li> <li>3. Discuss with ET and Contractor on possible remedial measures;</li> <li>4. Advise the ER on the effectiveness of the proposed remedial measures;</li> <li>5. Supervise implementation of remedial measures.</li> </ol>	<ol style="list-style-type: none"> <li>1. Confirm receipt of notification of failure in writing;</li> <li>2. Notify Contractor;</li> <li>3. Ensure remedial measures properly implemented.</li> </ol>	<ol style="list-style-type: none"> <li>1. Take immediate action to avoid further exceedance;</li> <li>2. Submit proposals for remedial actions to IEC within 3 working days of notification;</li> <li>3. Implement the agreed proposals;</li> <li>4. Amend proposal if appropriate.</li> </ol>
Exceedance for two or more consecutive samples	<ol style="list-style-type: none"> <li>1. Notify IEC, ER, Contractor and EPD;</li> <li>2. Identify source;</li> <li>3. Repeat measurement to confirm findings;</li> <li>4. Increase monitoring frequency to daily;</li> <li>5. Carry out analysis of Contractor's working procedures to determine possible mitigation to be implemented;</li> <li>6. Arrange meeting with IEC and ER to discuss the remedial actions to be taken;</li> <li>7. Assess effectiveness of Contractor's remedial actions and keep IEC, EPD and ER informed of the results;</li> <li>8. If exceedance stops, cease additional monitoring.</li> </ol>	<ol style="list-style-type: none"> <li>1. Discuss amongst ER, ET, and Contractor on the potential remedial actions;</li> <li>2. Review Contractor's remedial actions whenever necessary to assure their effectiveness and advise the ER accordingly;</li> <li>3. Supervise the implementation of remedial measures.</li> </ol>	<ol style="list-style-type: none"> <li>1. Confirm receipt of notification of failure in writing;</li> <li>2. Notify Contractor;</li> <li>3. In consultation with the IEC, agree with the Contractor on the remedial measures to be implemented;</li> <li>4. Ensure remedial measures properly implemented;</li> <li>5. If exceedance continues, consider what portion of the work is responsible and instruct the Contractor to stop that portion of work until the exceedance is abated.</li> </ol>	<ol style="list-style-type: none"> <li>1. Take immediate action to avoid further exceedance;</li> <li>2. Submit proposals for remedial actions to IEC within 3 working days of notification;</li> <li>3. Implement the agreed proposals;</li> <li>4. Resubmit proposals if problem still not under control;</li> <li>5. Stop the relevant portion of works as determined by the ER until the exceedance is abated.</li> </ol>

## **Appendix E**

### **Event and Action Plan (EAP) (Noise Monitoring)**

EVENT	ACTION			
	ENVIRONMENTAL TEAM (ET)	INDEPENDENT ENVIRONMENTAL CHECKER (IEC)	ENGINEER'S REPRESENTATIVE ER	CONTRACTOR
Action Level	<ol style="list-style-type: none"> <li>1. Identify source, investigate the causes of exceedance and propose remedial measures;</li> <li>2. Notify IEC and Contractor;</li> <li>3. Report the results of investigation to the IEC, ER and Contractor;</li> <li>4. Discuss with the Contractor and formulate remedial measures;</li> <li>5. Increase monitoring frequency to check mitigation effectiveness.</li> </ol>	<ol style="list-style-type: none"> <li>1. Review the analysed results submitted by the ET;</li> <li>2. Review the proposed remedial measures by the Contractor and advise the ER accordingly;</li> <li>3. Supervise the implementation of remedial measures.</li> </ol>	<ol style="list-style-type: none"> <li>1. Confirm receipt of notification of failure in writing;</li> <li>2. Notify Contractor;</li> <li>3. Require Contractor to propose remedial measures for the analysed noise problem;</li> <li>4. Ensure remedial measures are properly implemented</li> </ol>	<ol style="list-style-type: none"> <li>1. Submit noise mitigation proposals to IEC;</li> <li>2. Implement noise mitigation proposals.</li> </ol>

**Appendix F**  
**Environmental Mitigation Implementation Schedule**  
**(EMIS)**

### Environmental Mitigation Implementation Schedule

EIA Ref.	EM&A Log Ref.	Recommended Mitigation Measures	Objectives of the Recommended Measures & Main Concerns to address	Implementation Agent	Location / Timing	Implementation Stage	Requirements and/ or standards to be achieved	Implementation Status
Construction Dust Impact								
S4.3.10	D1	The contractor shall follow the procedures and requirements given in the Air Pollution Control (Construction Dust) Regulation and Air Pollution Control (Non-road Mobile Machinery) (Emission) Regulation.	Minimize dust impact and adverse health effects at the nearby sensitive receivers	Contractor	All construction sites	Construction stage	<ul style="list-style-type: none"> <li>APCO</li> <li>To control the dust impact to meet HKAQO and TM-EIA criteria</li> </ul>	Implemented.
S4.3.10	D2	<ul style="list-style-type: none"> <li>Mitigation measures in form of regular watering under a good site practice should be adopted. Watering once per hour on exposed worksites and haul road should be conducted to achieve dust removal efficiencies of 91.7%. While the above watering frequencies are to be followed, the extent of watering may vary depending on actual site conditions but should be sufficient to maintain an equivalent intensity of no less than 1.3 L/m<sup>2</sup> to achieve the dust removal efficiency.</li> </ul>	Minimize dust impact at the nearby sensitive receivers	Contractor	All construction sites	Construction stage	<ul style="list-style-type: none"> <li>APCO</li> <li>To control the dust impact to meet HKAQO and TM-EIA criteria</li> </ul>	Implemented.
S4.3.10	D3	<ul style="list-style-type: none"> <li>Proper watering at exposed spoil should be undertaken throughout the construction phase;</li> <li>Any excavated or stockpile of dusty material should be covered entirely by impervious sheeting or sprayed with water to maintain the entire surface wet and then removed or backfilled or reinstated where practicable within 24 hours of the excavation or unloading;</li> <li>Any dusty materials remaining after a stockpile is removed should be wetted with water and cleared from the surface of roads;</li> <li>A stockpile of dusty material should not be extended beyond the pedestrian barriers, fencing or traffic cones;</li> <li>The load of dusty materials on a vehicle leaving a construction site should be covered entirely by impervious sheeting to ensure that the dusty materials do not leak from the vehicle.</li> <li>Where practicable, vehicle washing facilities with high pressure water jet should be provided at every discernible or designated vehicle exit</li> </ul>	Minimize dust impact at the nearby sensitive receivers	Contractor	All construction sites	Construction stage	<ul style="list-style-type: none"> <li>APCO</li> <li>To control the dust impact to meet HKAQO and TM-EIA criteria</li> </ul>	<p>Implemented after reminder for 1<sup>st</sup> and 2<sup>nd</sup> bullets</p> <p>Implemented for the 3<sup>rd</sup> to 6<sup>th</sup>, 8<sup>th</sup>, 9<sup>th</sup> and 12<sup>th</sup> bullets.</p> <p>N/A for other bullets.</p>

EIA Ref.	EM&A Log Ref.	Recommended Mitigation Measures	Objectives of the Recommended Measures & Main Concerns to address	Implementation Agent	Location / Timing	Implementation Stage	Requirements and/ or standards to be achieved	Implementation Status
		<p>point. The area where vehicle washing takes place and the road section between the washing facilities and the exit point should be paved with concrete, bituminous materials or hardcores;</p> <ul style="list-style-type: none"> <li>• When there are open excavation and reinstatement works, hoarding of not less than 2.4m high should be provided and properly maintained as far as practicable along the site boundary with provision for public crossing. Good site practice shall also be adopted by the Contractor to ensure the conditions of the hoardings are properly maintained throughout the construction period;</li> <li>• The portion of any road leading only to construction site that is within 30m of a vehicle entrance or exit should be kept clear of dusty materials;</li> <li>• Surfaces where any pneumatic or power-driven drilling, cutting, polishing or other mechanical breaking operation takes place should be sprayed with water or a dust suppression chemical continuously;</li> <li>• Any area that involves demolition activities should be sprayed with water or a dust suppression chemical immediately prior to, during and immediately after the activities so as to maintain the entire surface wet;</li> <li>• Any skip hoist for material transport should be totally enclosed by impervious sheeting;</li> <li>• Every stock of more than 20 bags of cement or dry-pulverised fuel ash (PFA) should be covered entirely by impervious sheeting or placed in an area sheltered on the top and the 3 sides;</li> <li>• Loading, unloading, transfer, handling or storage of bulk cement or dry PFA should be carried out in a totally enclosed system or facility, and any vent or exhaust should be fitted with an effective fabric filter or equivalent air pollution control system</li> </ul>						



EIA Ref.	EM&A Log Ref.	Recommended Mitigation Measures	Objectives of the Recommended Measures & Main Concerns to address	Implementation Agent	Location / Timing	Implementation Stage	Requirements and/ or standards to be achieved	Implementation Status
		<ul style="list-style-type: none"> <li>Exposed earth should be properly treated by compaction, turfing, hydroseeding, vegetation planting or sealing with latex, vinyl, bitumen, shotcrete or other suitable surface stabilizer within six months after the last construction activity on the construction site or part of the construction site where the exposed earth lies.</li> </ul>						
S4.3.10	D6	Implement regular dust monitoring under EM&A programme during the construction stage.	Monitoring of dust impact	Contractor	Selected rep. dust monitoring station	Construction stage	• TM-EIA	Implemented
Construction Noise (Airborne)								
S5.4.1	N1	Implement the following good site practices: <ul style="list-style-type: none"> <li>Only well-maintained plant should be operated on-site, and plant should be serviced regularly during the construction programme;</li> <li>Machines and plant (such as trucks, cranes) that may be in intermittent use should be shut down between work periods or should be throttled down to a minimum;</li> <li>Plant known to emit noise strongly in one direction, where possible, be orientated so that the noise is directed away from nearby NSRs;</li> <li>Silencers or mufflers on construction equipment should be properly fitted and maintained during the construction works;</li> <li>Mobile plant should be sited as far away from NSRs as possible and practicable;</li> <li>Material stockpiles, mobile container site office and other structures should be effectively utilized, where practicable, to screen noise from on-site construction activities.</li> </ul>	Control construction airborne noise	Contractor	All construction sites	Construction stage	• Annex 5, TM-EIAO	Implemented for the 1 <sup>st</sup> , 2 <sup>nd</sup> , 5 <sup>th</sup> bullets, N/A for other bullets
S5.4.1	N2	Install temporary hoarding located on the site boundaries between noisy construction activities and NSRs. The conditions of hoardings shall be properly maintained throughout the construction period.	Reduce the construction noise levels at low-level zone of NSRs	Contractor	All construction sites	Construction stage	• Annex 5, TM-EIAO	N/A

EIA Ref.	EM&A Log Ref.	Recommended Mitigation Measures	Objectives of the Recommended Measures & Main Concerns to address	Implementation Agent	Location / Timing	Implementation Stage	Requirements and/ or standards to be achieved	Implementation Status
			through partial screening					
S5.4.1	N3	Install movable noise barriers (typical design is wooden framed barrier with a small-cantilevered on a skid footing with 25mm thick internal sound absorptive lining), acoustic mat or full enclosure, screen the noisy plants including air compressors, generators and handheld breakers, etc.	Screen the noisy plant items to be used at all construction sites	Contractor	All construction sites where practicable	Construction stage	• Annex 5, TM-EIAO	N/A
S5.4.1	N4	Use 'Quiet plant'	Reduce the noise levels of plant items	Contractor	All construction sites where practicable	Construction stage	• Annex 5, TM-EIAO	N/A
S5.4.1	N5	Loading/ unloading activities should be carried out inside the full enclosure of mucking out points.	Reduce the noise levels of loading/ unloading activities	Contractor	Mucking out locations	Construction stage	• Annex 5, TM-EIAO	N/A
S5.4.1	N6	Sequencing operation of construction plants where practicable.	Operate sequentially within the same work site to reduce the construction airborne noise	Contractor	All construction sites where practicable	Construction stage	• Annex 5, TM-EIAO	N/A
S5.4.1	N7	Implement a noise monitoring programme under EM&A programme.	Monitor the construction noise levels at the selected representative locations	Contractor	Selected rep. noise monitoring station	Construction stage	• TM-EIAO	Implemented
Water Quality (Construction Phase)								
S6.9.1.1	W1	In accordance with the Practice Note for Professional Persons on Construction Site Drainage, Environmental Protection Department, 2023 (ProPECC PN 2/23), construction phase mitigation measures shall include the following:	To minimize water quality impact from the construction site runoff and general	Contractor	All construction sites where practicable	Construction stage	<ul style="list-style-type: none"> <li>• Water Pollution Control Ordinance</li> <li>• ProPECC PN 2/23</li> </ul>	Implemented for the 1 <sup>st</sup> , 3 <sup>rd</sup> , 6 <sup>th</sup> to 10 <sup>th</sup> , 13 <sup>th</sup> , 16 <sup>th</sup> to 17 <sup>th</sup> bullets

EIA Ref.	EM&A Log Ref.	Recommended Mitigation Measures	Objectives of the Recommended Measures & Main Concerns to address	Implementation Agent	Location / Timing	Implementation Stage	Requirements and/ or standards to be achieved	Implementation Status
		<p><u>Construction Runoff</u></p> <ul style="list-style-type: none"> <li>At the start of site establishment, perimeter cut-off drains to direct off-site water around the site should be constructed with internal drainage works and erosion and sedimentation control facilities implemented. Channels (both temporary and permanent drainage pipes and culverts), earth bunds or sandbag barriers should be provided on site to direct stormwater to silt removal facilities. The design of the temporary on-site drainage system will be undertaken by the contractor prior to the commencement of construction;</li> <li>The dikes or embankments for flood protection should be implemented around the boundaries of earthwork areas. Temporary ditches should be provided to facilitate the runoff discharge into an appropriate watercourse, through a silt/ sediment trap. The sediment/ silt traps should be incorporated in the permanent drainage channels to enhance deposition rates;</li> <li>The design of efficient silt removal facilities should be based on the guidelines in Appendix A1 of ProPECC PN 2/23, which states that the retention time for silt/ sand traps should be 5 minutes under maximum flow conditions. Sizes may vary depending upon the flow rate, but for a flow rate of 0.1 m<sup>3</sup>/s a sedimentation basin of 30 m<sup>3</sup> would be required and for a flow rate of 0.5 m<sup>3</sup>/s the basin would be 150 m<sup>3</sup>. The detailed design of the sand/ silt traps shall be undertaken by the contractor prior to the commencement of construction;</li> <li>All exposed earth areas should be completed and vegetated as soon as possible after earthworks have been completed, or alternatively, within 14 days of the cessation of earthworks where practicable. Exposed slope surfaces should be covered by tarpaulin or other means;</li> </ul>	construction activities				<ul style="list-style-type: none"> <li>TM-EIAO</li> <li>TM-DSS</li> </ul>	N/A for other bullets

EIA Ref.	EM&A Log Ref.	Recommended Mitigation Measures	Objectives of the Recommended Measures & Main Concerns to address	Implementation Agent	Location / Timing	Implementation Stage	Requirements and/ or standards to be achieved	Implementation Status
		<ul style="list-style-type: none"> <li>• The overall slope of the site should be kept to a minimum to reduce the erosive potential of surface water flows, and all traffic areas and access roads protected by coarse stone ballast. An additional advantage accruing from the use of crushed stone is the positive traction gained during prolonged periods of inclement weather and the reduction of surface sheet flows;</li> <li>• All drainage facilities and erosion and sediment control structures should be regularly inspected and maintained to ensure proper and efficient operation at all times and particularly following rainstorms. Deposited silt and grit should be removed regularly and disposed of by spreading evenly over stable, vegetated areas;</li> <li>• Measures should be taken to minimize the ingress of site drainage into excavations. If the excavation of trenches in wet periods is necessary, they should be dug and backfilled in short sections wherever practicable. Water pumped out from trenches or foundation excavations should be discharged into storm drains via silt removal facilities;</li> <li>• Open stockpiles of construction materials (for example, aggregates, sand and fill material) of more than 50m<sup>3</sup> should be covered with tarpaulin or similar fabric during rainstorms. Measures should be taken to prevent the washing away of construction materials, soil, silt or debris into any drainage system;</li> <li>• Manholes should always be adequately covered and temporarily sealed so as to prevent silt, construction materials or debris being washed into the drainage system and storm runoff being directed into foul sewers;</li> <li>• Precautions be taken at any time of year when rainstorms are likely, actions to be taken when a rainstorm is imminent or forecasted, and actions to be taken during or after rainstorms are summarized in Appendix A2 of ProPECC PN</li> </ul>						

EIA Ref.	EM&A Log Ref.	Recommended Mitigation Measures	Objectives of the Recommended Measures & Main Concerns to address	Implementation Agent	Location / Timing	Implementation Stage	Requirements and/ or standards to be achieved	Implementation Status
		<p>2/23. Particular attention should be paid to the control of silty surface runoff during storm events, especially for areas located near steep slopes;</p> <ul style="list-style-type: none"> <li>• All vehicles and plant should be cleaned before leaving a construction site to ensure no earth, mud, debris and the like is deposited by them on roads. An adequately designed and site wheel washing facilities should be provided at every construction site exit where practicable. Wash-water should have sand and silt settled out and removed at least on a weekly basis to ensure the continued efficiency of the process. The section of access road leading to, and exiting from, the wheel wash bay to the public road should be paved with sufficient backfall toward the wheel wash bay to prevent vehicle tracking of soil and silty water to public roads and drains;</li> <li>• Oil interceptors should be provided in the drainage system downstream of any oil/ fuel pollution sources. The oil interceptors should be emptied and cleaned regularly to prevent the release of oil and grease into the storm water drainage system after accidental spillage. A bypass should be provided for the oil interceptors to prevent flushing during heavy rain;</li> <li>• Construction solid waste, debris and rubbish on site should be collected, handled and disposed of properly to avoid water quality impacts;</li> <li>• All fuel tanks and storage areas should be provided with locks and sited on sealed areas, within bunds of a capacity equal to 110% of the storage capacity of the largest tank to prevent spilled fuel oils from reaching water sensitive receivers nearby;</li> <li>• Adopt best management practices;</li> <li>• All earth works should be conducted sequentially to limit the amount of construction runoff generated from exposed areas during the wet season (April to September) as far as practicable.</li> </ul>						

EIA Ref.	EM&A Log Ref.	Recommended Mitigation Measures	Objectives of the Recommended Measures & Main Concerns to address	Implementation Agent	Location / Timing	Implementation Stage	Requirements and/ or standards to be achieved	Implementation Status
S6.9.1.2	W2	<u>Tunnelling Works and Underground Works</u> <ul style="list-style-type: none"> <li>• Cut-&amp;-cover tunnelling work should be conducted sequentially to limit the amount of construction runoff generated from exposed areas during the wet season (April to September) as far as practicable.</li> <li>• Uncontaminated discharge should pass through sedimentation tanks prior to off-site discharge;</li> <li>• The wastewater with a high concentration of SS should be treated (e.g. by sedimentation tanks with sufficient retention time) before discharge. Oil interceptors would also be required to remove oil, lubricants and grease from the wastewater;</li> <li>• Direct discharge of the bentonite slurry (as a result of D-wall) is not allowed. It should be reconditioned and reused wherever practicable. Temporary storage locations (typically a properly closed warehouse) should be provided on site for any unused bentonite that needs to be transported away after all the related construction activities area completed. The requirements in ProPECC PN 2/23 should be adhered to in the handling and disposal of bentonite slurries.</li> </ul>	To minimize construction water quality impact from tunnelling works	Contractor	All tunnelling portion	Construction stage	<ul style="list-style-type: none"> <li>• Water Pollution Control Ordinance</li> <li>• ProPECC PN 2/23</li> <li>• TM-DSS</li> <li>• TM-EIAO</li> </ul>	N/A
S6.9.1.3	W3	<u>Sewage Effluent</u> <ul style="list-style-type: none"> <li>• Portable chemical toilets and sewage holding tanks are recommended for handling the construction sewage generated by the workforce. A licensed contractor should be employed to provide appropriate and adequate portable toilets and be responsible for appropriate disposal and maintenance.</li> </ul>	To minimize water quality from sewage effluent	Contractor	All construction sites where practicable	Construction stage	<ul style="list-style-type: none"> <li>• Water Pollution Control Ordinance</li> <li>• TM-DSS</li> </ul>	Implemented
S6.9.1.5	W4	<u>Groundwater from Potential Contaminated Area:</u> <ul style="list-style-type: none"> <li>• No direct discharge of groundwater from contaminated areas should be adopted.</li> </ul>	To minimize groundwater quality impact from contaminated area	Contractor	Excavation areas where contamination is found	Construction stage	<ul style="list-style-type: none"> <li>• Water Pollution Control Ordinance</li> <li>• TM-DSS</li> </ul>	N/A

EIA Ref.	EM&A Log Ref.	Recommended Mitigation Measures	Objectives of the Recommended Measures & Main Concerns to address	Implementation Agent	Location / Timing	Implementation Stage	Requirements and/ or standards to be achieved	Implementation Status
		<ul style="list-style-type: none"> <li>A discharge license under the WPCO through the Regional Office of EPD for groundwater discharge should be applied. Prior to the excavation works within these potentially contaminated areas, the groundwater quality should be reviewed during the process of discharge license application. The compliance to the Technical Memorandum on Standards for Effluents Discharged into Drainage on Sewerage Systems, Inland and Coastal Waters (TM-DSS) and the existence of prohibited substance should be confirmed. If the review results indicated that the groundwater to be generated from the excavation works would be contaminated, the contaminated groundwater should be either properly treated in compliance with the requirements of the TM-DSS or properly recharged into the ground.</li> <li>If wastewater treatment is deployed, the wastewater treatment unit shall deploy suitable treatment process (e.g. oil interceptor / activated carbon) to reduce the pollution level to an acceptable standard and remove any prohibited substances (e.g. TPH) to undetectable range. All treated effluent from wastewater treatment plant shall meet the requirements as stated in TM-DSS and should be discharged into the foul sewers.</li> <li>If groundwater recharging wells are deployed, recharging wells should be installed as appropriate for recharging the contaminated groundwater back into the ground. The recharging wells should be selected at places where the groundwater quality will not be affected by the recharge operation as indicated in the Section 2.3 of TM-DSS. The baseline groundwater quality shall be determined prior to the selection of the recharge wells, and submit a working plan (including the laboratory analytical results showing the quality of groundwater at the proposed recharge location(s) as well as the</li> </ul>					<ul style="list-style-type: none"> <li>TM-EIAO</li> </ul>	

EIA Ref.	EM&A Log Ref.	Recommended Mitigation Measures	Objectives of the Recommended Measures & Main Concerns to address	Implementation Agent	Location / Timing	Implementation Stage	Requirements and/ or standards to be achieved	Implementation Status
		pollutant levels of groundwater to be recharged) to EPD for agreement. Pollution levels of groundwater to be recharged shall not be higher than pollutant levels of ambient groundwater at the recharge well. Prior to recharge, any prohibited substances such as TPH products should be removed as necessary by installing the petrol interceptor.						
S6.9.1.6	W6	<u>Accidental Spillage</u> In order to prevent accidental spillage of chemicals, the following is recommended: <ul style="list-style-type: none"> <li>• All the tanks, containers, storage area should be bunded and the locations should be locked as far as possible from the sensitive watercourse and stormwater drains;</li> <li>• The Contractor should register as a chemical waste producer if chemical wastes would be generated. Storage of chemical waste arising from the construction activities should be stored with suitable labels and warnings.</li> </ul> Disposal of chemical wastes should be conducted in compliance with the requirements as stated in the Waste Disposal (Chemical Waste) (General) Regulation.	To minimize water quality impact from accidental spillage	Contractor	All construction site where practicable	Construction stage	<ul style="list-style-type: none"> <li>• Water Pollution Control Ordinance</li> <li>• ProPECC PN 2/23</li> <li>• TM-EIAO</li> <li>• TM-DSS</li> </ul>	Implemented, rectified after observation for the 1 <sup>st</sup> bullet.
Waste Management (Construction Waste)								
S7.4.1	WM1	<u>On-site sorting of C&amp;D material</u> <ul style="list-style-type: none"> <li>• Geological assessment should be carried out by competent persons on site during excavation to identify materials which are not suitable to use as aggregate in structural concrete (e.g. volcanic rock, Aplite dyke rock, etc.). Volcanic rock and Aplite dyke rock should be separated at the source sites as far as practicable and stored at designated stockpile area preventing them from delivering to crushing facilities. The crushing plant operator should also be reminded to set up measures to prevent unsuitable rock from ending</li> </ul>	Separation of unsuitable rock from ending up at concrete batching plants and be turned into concrete for structural use	Contractor	All construction sites	Construction stage	<ul style="list-style-type: none"> <li>• DEVB (W) No. 6/2010</li> </ul>	N/A



EIA Ref.	EM&A Log Ref.	Recommended Mitigation Measures	Objectives of the Recommended Measures & Main Concerns to address	Implementation Agent	Location / Timing	Implementation Stage	Requirements and/ or standards to be achieved	Implementation Status
		up at concrete batching plants and be turned into concrete for structural use. Details regarding control measures at source site and crushing facilities should be submitted by the Contractor for the Engineer to review and agree. In addition, site records should also be kept for the types of rock materials excavated and the traceability of delivery will be ensured with the implementation of Trip Ticket System and enforced by site supervisory staff as stipulated under DEVB TC(W) No. 6/2010 for tracking of the correct delivery to the rock crushing facilities for processing into aggregates. Alternative disposal option for the reuse of volcanic rock and Aplite Dyke rock, etc. should be explored.						
S7.5.1	WM2	<u>Construction and Demolition Material</u> <ul style="list-style-type: none"> <li>• Maintain temporary stockpiles and reuse excavated fill material for backfilling and reinstatement;</li> <li>• Carry out on-site sorting;</li> <li>• Make provisions in the Contract documents to allow and promote the use of recycled aggregates where appropriate;</li> <li>• Adopt 'selective demolition' technique to demolish the existing structures and facilities with a view to recovering broken concrete effectively for recycling purpose, where possible;</li> <li>• Implement a trip-ticket system for each works contract to ensure that the disposal of C&amp;D materials is properly documented and verified; and</li> <li>• Implement an enhanced Waste Management Plan similar to ETWBTC (Works) No. 19/2005 – "Environmental Management on Construction Sites" to encourage on-site sorting of C&amp;D materials and to minimize their generation during the course of construction.</li> </ul>	Good site practice to minimize the waste generation and recycle the C&D materials as far as practicable so as to reduce the amount for final disposal	Contractor	All construction sites	Construction stage	<ul style="list-style-type: none"> <li>• Land (Miscellaneous Provisions) Ordinance</li> <li>• Waste Disposal Ordinance</li> <li>• ETWB TCW No. 19/2005</li> </ul>	<p>Implemented for the 1<sup>st</sup>, 2<sup>nd</sup>, 5<sup>th</sup>, 6<sup>th</sup> bullets</p> <p>N/A for other bullets</p>

EIA Ref.	EM&A Log Ref.	Recommended Mitigation Measures	Objectives of the Recommended Measures & Main Concerns to address	Implementation Agent	Location / Timing	Implementation Stage	Requirements and/ or standards to be achieved	Implementation Status
S7.5.1	WM3	<u>C&amp;D Waste</u> <ul style="list-style-type: none"> <li>Standard formwork or pre-fabrication should be used as far as practicable in order to minimize the arising of C&amp;D materials. The use of more durable formwork or plastic facing for the construction works should be considered. Use of wooden hoardings should not be used, as in other projects. Metal hoarding should be used to enhance the possibility of recycling. The purchasing of construction materials will be carefully planned in order to avoid over ordering and wastage;</li> <li>The Contractor should recycle as much of the C&amp;D materials as possible on-site. Public fill and C&amp;D waste should be segregated and stored in different containers or skips to enhance reuse or recycling of materials and their proper disposal. Where practicable, concrete and masonry can be crushed and used as fill. Steel reinforcement bar can be used by scrap steel mills. Different areas of the sites should be considered for such segregation and storage.</li> </ul>	Good site practice to minimize the waste generation and recycle the C&D materials as far as practicable so as to reduce the amount for final disposal	Contractor	All construction sites	Construction stage	<ul style="list-style-type: none"> <li>Land (Miscellaneous Provisions) Ordinance</li> <li>Waste Disposal Ordinance</li> <li>ETWB TCW No. 19/2005</li> </ul>	N/A
S7.5.1	WM4	<u>Excavated Contaminated Soils</u> <ul style="list-style-type: none"> <li>Details of the mitigation measures on handling of the contaminated soil shall be referred to Section on Land Contamination below.</li> </ul>	The contaminated soil will be excavated for on-site reuse	Contractor	PBH4	Prior to commencement of construction works within the contaminated area	<ul style="list-style-type: none"> <li>Practice Guide (PG) for Investigation and Remediation of Contaminated Land</li> <li>GN/GM for land contamination</li> </ul>	N/A
S7.5.1	WM5	<u>Land-based Sediment</u> <ul style="list-style-type: none"> <li>All construction plant and equipment shall be designed and maintained to minimize the risk of silt, sediments, contaminants or other pollutants being released into the water column or deposited in the locations other than designated location;</li> </ul>	To control pollution due to marine sediment	Contractor	Along CKR alignment	Construction stage	<ul style="list-style-type: none"> <li>ETWB TCW No. 34/2002</li> </ul>	N/A

EIA Ref.	EM&A Log Ref.	Recommended Mitigation Measures	Objectives of the Recommended Measures & Main Concerns to address	Implementation Agent	Location / Timing	Implementation Stage	Requirements and/ or standards to be achieved	Implementation Status
		<ul style="list-style-type: none"> <li>• All vessels shall be sized such that adequate draft is maintained between vessels and the sea bed at all states of the tide to ensure that undue turbidity is not generated by turbulence from vessel movement or propeller wash;</li> <li>• Before moving the vessels which are used for transporting dredged material, excess material shall be cleaned from the decks and exposed fittings of vessels and the excess materials shall never be dumped into the sea except at the approved locations;</li> <li>• Adequate freeboard shall be maintained on barges to ensure that decks are not washed by wave action.</li> <li>• The Contractors shall monitor all vessels transporting material to ensure that no dumping outside the approved location takes place. The Contractor shall keep and produce logs and other records to demonstrate compliance and that journeys are consistent with designated locations and copies of such records shall be submitted to the engineers;</li> <li>• The Contractors shall comply with the conditions in the dumping license.</li> <li>• All bottom dumping vessels (Hopper barges) shall be fitted with tight fittings seals to their bottom openings to prevent leakage of material;</li> <li>• The material shall be placed into the disposal pit by bottom dumping;</li> <li>• Contaminated marine mud shall be transported by spit barge of not less than 750m<sup>3</sup> capacity and capable of rapid opening and discharge at the disposal site;</li> <li>• Discharge shall be undertaken rapidly, and the hoppers shall be closed immediately. Material adhering to the sides of the hopper shall not be washed out of the hopper and the hopper shall remain closed until the barge returns to the disposal site.</li> </ul>						

EIA Ref.	EM&A Log Ref.	Recommended Mitigation Measures	Objectives of the Recommended Measures & Main Concerns to address	Implementation Agent	Location / Timing	Implementation Stage	Requirements and/ or standards to be achieved	Implementation Status
		<ul style="list-style-type: none"> <li>For Type 3 special disposal treatment, sealing of contaminant with geosynthetic containment before dropping designated mud pit would be a possible arrangement. A geosynthetic containment method is a method whereby the sediments are sealed in geosynthetic containers and, the containers would be dropped into the designated contaminated mud pit where they would be covered by further mud disposal and later by the mud pit capping at the disposal site, thereby fulfilling the requirements for fully confined mud disposal.</li> </ul>						
S7.5.1	WM6	<p><b>Chemical Waste</b></p> <ul style="list-style-type: none"> <li>Chemical waste that is produced, as defined by Schedule 1 of the Waste Disposal (Chemical Waste) (General) Regulation, should be handled in accordance with the Code of Practice on the Packaging, Labelling and Storage of Chemical Wastes;</li> <li>Containers used for the storage of chemical wastes should be suitable for the substance they are holding, resistant to corrosion, maintained in a good condition, and securely closed, have a capacity of less than 450 L unless the specification has been approved by EPD, and display a label in English and Chinese in accordance with instructions prescribed in Schedule 2 of the regulation;</li> <li>The storage area for chemical wastes should be clearly labelled and used solely for the storage of chemical waste, enclosed on at least 3 sides, have an impermeable floor and bunding of sufficient capacity to accommodate 110% of the volume of the largest container or 20% of the total volume of waste stored in that area, whichever is the greatest, have adequate ventilation, covered to prevent rainfall entering, and arranged so that incompatible materials are adequately separated;</li> </ul>	Control the chemical waste and ensure proper storage, handling and disposal	Contractor	All construction sites	Construction stage	<ul style="list-style-type: none"> <li>Waste Disposal (Chemical Waste) (General) Regulation</li> <li>Code of Practice on the Packaging, Labelling and Storage of Chemical Waste</li> </ul>	<p>Implemented for the 2<sup>nd</sup>, 3<sup>rd</sup> bullets.</p> <p>N/A for other bullet.</p>

EIA Ref.	EM&A Log Ref.	Recommended Mitigation Measures	Objectives of the Recommended Measures & Main Concerns to address	Implementation Agent	Location / Timing	Implementation Stage	Requirements and/ or standards to be achieved	Implementation Status
		<ul style="list-style-type: none"> <li>Disposal of chemical waste should be via a licensed waste collector, be to a facility licensed to receive chemical waste, such as the Chemical Waste Treatment Centre which also offers a chemical waste collection service and can supply the necessary storage containers, or be to a reuser of the waste, under approval from EPD.</li> </ul>						
S7.5.1	WM7	<u>General Refuse</u> <ul style="list-style-type: none"> <li>General refuse generated on-site should be stored in enclosed bins or compaction units separately from construction and chemical wastes;</li> <li>A reputable waste collector should be employed by the Contractor to remove general refuse from the site, separately from construction and chemical wastes, on a daily basis to minimize odour, pest and litter impacts. Burning of refuse on construction sites is prohibited by law.</li> <li>Aluminium cans are often recovered from the waste stream by individual collectors if they are segregated and made easily accessible. Separate labelled bins for their deposit should be provided if feasible;</li> <li>Office wastes can be reduced through the recycling of paper if volumes are large enough to warrant collection. Participation in a local collection scheme should be considered by the Contractor.</li> </ul>	Minimize production of the general refuse and avoid odour, pest and litter impacts	Contractor	All construction sites	Construction stage	<ul style="list-style-type: none"> <li>Waste Disposal Ordinance</li> </ul>	<p>Implemented, rectified after reminder for the 1<sup>st</sup> bullet.</p> <p>Implemented for other bullets</p>
Hazard to Life								
S9.18	H8	The driver and his assistant should be physically healthy, experienced and have good safe driving records. The driver should hold a proper driving licence for the approved transport truck. Dedicated training programme and regular road safety briefing sessions/ workshops should be provided to enhance their safe driving attitude and practice. Smoking should be strictly prohibited.	To reduce the risk during explosives transport	Contractor	Works areas at which explosives would be used	Construction stage	-	N/A
S9.18	H9	Emergency response plans in case of road accident should be prepared and implemented.	To reduce the risk during	Contractor	Works areas at which	Construction stage	-	N/A

EIA Ref.	EM&A Log Ref.	Recommended Mitigation Measures	Objectives of the Recommended Measures & Main Concerns to address	Implementation Agent	Location / Timing	Implementation Stage	Requirements and/ or standards to be achieved	Implementation Status
		The driver and his assistant should be familiar with the emergency procedures including evacuation, and proper communication/ fire-fighting equipment should be provided to the driver and his assistant.	explosives transport		explosives would be used			
Landscape & Visual								
S10.10.1 Table 10.11	LV3	<u>Good Site Management</u> <ul style="list-style-type: none"> <li>Large temporary stockpiles of excavated material shall be covered with unobtrusive sheeting to prevent dust and dirt spreading to adjacent landscape areas and vegetation, and to create a neat and tidy visual appearance.</li> <li>Construction plant and building material shall be orderly and carefully stored in order to create a neat and tidy visual appearance.</li> </ul>	Minimize visual impact	Contractor	Within Project site	Construction stage	-	Implemented for the 2 <sup>nd</sup> bullet  N/A for other bullet
S10.10.1 Table 10.11	LV4	<u>Screen Hoarding</u> <ul style="list-style-type: none"> <li>Decorative screen hoarding should be erected to screen the public from the construction area. It should be designed to be compatible with the existing urban context.</li> </ul>	Minimize visual impact	Contractor	Within Project site	Construction stage	-	N/A
S10.10.1 Table 10.11	LV5	<u>Lighting Control during Construction</u> <ul style="list-style-type: none"> <li>All lighting in the construction site shall be carefully controlled to minimize light pollution and night-time glare to nearby residencies and GIC. The Contractor shall consider other security measures, which shall minimize the visual impacts.</li> </ul>	Minimize visual impact	Contractor	Within Project site	Construction stage	-	N/A
S10.10.1 Table 10.11	LV6	<u>Erosion Control</u> <ul style="list-style-type: none"> <li>The potential for soil erosion shall be reduced by minimizing the extent of vegetation disturbance on site and by providing a protective cover over newly exposed soil.</li> </ul>	Minimize landscape impact	Contractor	Within Project site	Construction stage	-	N/A
S10.10.1 Table 10.11	LV7	<u>Tree Protection &amp; Preservation</u> <ul style="list-style-type: none"> <li>Carefully protected during construction. Tree protection measures will be detailed at the Tree Removal Application stage and plans submitted to the relevant Government Department for approval in due course in accordance with ETWB TC No. 3/2006.</li> </ul>	Minimize landscape and visual impact	Contractor	Within Project site	Construction stage	<ul style="list-style-type: none"> <li>'Guidelines for Tree Risk Management and Assessment Arrangement on an Area</li> </ul>	N/A

EIA Ref.	EM&A Log Ref.	Recommended Mitigation Measures	Objectives of the Recommended Measures & Main Concerns to address	Implementation Agent	Location / Timing	Implementation Stage	Requirements and/ or standards to be achieved	Implementation Status
							<p>Basis and on a Tree Basis', Greening, Landscape and Tree Management (GLTM) Section, DEVB</p> <ul style="list-style-type: none"> <li>• Latest recommended horticultural practices from GLTM Section, DEVB</li> </ul>	
S10.10.1 Table 10.11	LV8	<u>Tree Transplantation</u> <ul style="list-style-type: none"> <li>• For trees unavoidably affected by the Project that have to be removed, where practical transplantation will be chosen as the top priority method of removal. If this is not possible or practical compensatory planting will be provided for trees unavoidably felled (See LV10). For trees unavoidably affected by the Project works that are transplanted, transplantation must be carried out in accordance with ETWB TCW 2/2004 and 3/2006.</li> </ul>	Minimize landscape and visual impact	Contractor	Within Project site and designated off-site locations	Prior to Construction stage	<ul style="list-style-type: none"> <li>• ETWB TCW 3/2006</li> <li>• Latest recommended horticultural practices from Greening, Landscape and Tree Management (GLTM) Section, DEVB</li> <li>• ETWB TCW 2/2004</li> </ul>	N/A
S10.10.1 Table 10.11	LV9	<u>Compensatory Planting</u> <ul style="list-style-type: none"> <li>• For trees unavoidably affected by the Project that have to be removed, where practical transportation will be chosen as the top priority method of removal but if this is not possible or practical compensatory planting will be provided for trees unavoidably felled. All felled trees shall be compensated for by planting trees to the satisfaction of relevant Government projects. Required numbers and locations of compensatory trees shall be determined and agreed separately with Government during the</li> </ul>	Minimize visual impact and also enhance landscape	Contractor	Within Project site	Construction stage	<ul style="list-style-type: none"> <li>• ETWB TCW 3/2006</li> <li>• Latest recommended horticultural practices from Greening, Landscape and Tree Management (GLTM) Section, DEVB</li> </ul>	N/A

EIA Ref.	EM&A Log Ref.	Recommended Mitigation Measures	Objectives of the Recommended Measures & Main Concerns to address	Implementation Agent	Location / Timing	Implementation Stage	Requirements and/ or standards to be achieved	Implementation Status
		<p>Tree Felling Application process under ETWB TC 3/2006.</p> <ul style="list-style-type: none"> <li>Compensatory tree planting may be incorporated into public open spaces and along roadside amenity areas affected by the construction works and therefore be part of the bigger wider planting plans. Onsite compensation planting is preferred but, if necessary, additional receptor sites outside the Works Area shall be agreed separately with the Government during the Tree Felling Application process.</li> </ul>					<ul style="list-style-type: none"> <li>ETWB TCW 2/2004</li> </ul>	
S10.10.1 Table 10.11	LV10	<p><u>Screen Planting</u></p> <ul style="list-style-type: none"> <li>Tall screen/buffer trees, shrubs and climbers should be planted, in so far as is possible, to soften and screen proposed structures such as roads and central strip, vertical edges and buildings and to enhance streetscape greening effect where appropriate. Indiscriminate use of trees for screening must be avoided and the principle of 'right tree for the right place' must be followed. This detail will be provided at the Detailed Design stage. This measure may additionally form part of the compensatory planting and will improve and create a pleasant pedestrian environment.</li> </ul>	Minimize visual impact and also enhance landscape.	Contractor	Within Project Site	Construction Phase	<ul style="list-style-type: none"> <li>Guidelines on Greening of Noise Barriers, issued April 2012, GLTMS, DevB</li> <li>ETWB TCW 2/2004</li> </ul>	N/A
S10.10.1 Table 10.11	LV12	<p><u>Reinstatement</u></p> <ul style="list-style-type: none"> <li>All works areas, excavated areas and disturbed areas for tunnel construction and temporary road diversion or any other proposed works shall be reinstated to former conditions or better, with reasonable landscape treatment and to the satisfaction of the relevant Government departments. (Specific mitigation for disturbance to public open space is detailed separately under LV14.)</li> </ul>	Minimize landscape impact	Contractor	Within Project Site	Construction Phase	<ul style="list-style-type: none"> <li>N/A</li> </ul>	N/A



EIA Ref.	EM&A Log Ref.	Recommended Mitigation Measures	Objectives of the Recommended Measures & Main Concerns to address	Implementation Agent	Location / Timing	Implementation Stage	Requirements and/ or standards to be achieved	Implementation Status
Cultural Heritage Impact (Construction Phase)								
S11.4.4	CH1	The contractor should be alerted during the construction on the possibility of locating archaeological remains and as a precautionary measure, AMO shall be informed immediately in case of discovery of antiquities or supposed antiquities in the subject sites.	To preserve any cultural heritage items which may be removed and damaged by the excavation	Contractor	During construction works for cut and cover tunnels	Construction stage	<ul style="list-style-type: none"> <li>• AMOs requirements</li> </ul>	N/A
EM&A Project								
S13.2	EM1	An Independent Environmental Checker needs to be employed as per the EM&A Manual	Control EM&A Performance	Highways Department	All construction sites	Construction stage	<ul style="list-style-type: none"> <li>• EIAO Guidance Note No. 4/2010</li> <li>• TM-EIAO</li> </ul>	Implemented
S13.2-13.4	EM2	<ul style="list-style-type: none"> <li>• An Environmental Team needs to be employed as per the EM&amp;A Manual;</li> <li>• Prepare a systematic Environmental Management Plan to ensure effective implementation of the mitigation measures;</li> <li>• An environmental impact monitoring needs to be implemented by the Environmental Team to ensure all the requirements given in the EM&amp;A Manual are fully complied with.</li> </ul>	Perform environmental monitoring & auditing	Highways Department/ Contractor	All construction sites	Construction stage	<ul style="list-style-type: none"> <li>• EIAO Guidance Note No. 4/2010</li> <li>• TM-EIAO</li> </ul>	Implemented

## **Appendix G**

### **Waste Flow Table**

**Contract No: HY/2023/08**  
**Central Kowloon Route - Remaining Works**

Name of Department : Highways Department Contract No./ Work Order No. : HY/2023/08  
Contract Name: Central Kowloon Route - Remaining Works  
Contractor: Build King - Tung Lee Joint Venture  
Trip Ticket Account (Main Account): 7051793

**Monthly Summary Waste Flow Table for 2025 (in Weight) - Yau Ma Tei Area**

updated on: 08-Jan-2026  
record as at: 31-Dec-2025

(All quantities shall be rounded off to 3 decimal places)

Month	Actual Quantities of Inert C&D Materials Generated / Imported (in '000 kg)						Actual Quantities of Other C&D Materials / Wastes Generated				
	Total Quantities Generated	Broken Concrete (including rock for recycling into aggregates)	Reused in the Contract	Reused in Other Projects	Disposed as Public Fill	Imported C&D Material	Metal	Paper/ Cardboard Packaging (f)	Plastic (g) (bottles/containers, plastic sheets/ foams from package material)	Chemical Waste (h)	Others (i) (e.g. General Refuse etc.)
	[a+b+c+d+e+f+g+h+i]	(a)	(b)	(c)	(d)		(e) (in '000kg)	(in '000kg)	(in '000kg)	(in '000kg)	(in '000kg)
Jan-2025	0.0271	0.0000	0.0000	0.0000	0.0000	0.0000	0.0000	0.0000	0.0271	0.0000	0.0000
Feb-2025	0.0360	0.0000	0.0000	0.0000	0.0000	0.0000	0.0014	0.0009	0.0337	0.0000	0.0000
Mar-2025	0.0086	0.0000	0.0000	0.0000	0.0000	0.0000	0.0010	0.0009	0.0067	0.0000	0.0000
Apr-2025	0.0101	0.0000	0.0000	0.0000	0.0000	0.0000	0.0000	0.0000	0.0101	0.0000	0.0000
May-2025	0.0000	0.0000	0.0000	0.0000	0.0000	0.0000	0.0000	0.0000	0.0000	0.0000	0.0000
Jun-2025	0.0000	0.0000	0.0000	0.0000	0.0000	0.0000	0.0000	0.0000	0.0000	0.0000	0.0000
Half-year total	0.0818	0.0000	0.0000	0.0000	0.0000	0.0000	0.0024	0.0018	0.0776	0.0000	0.0000
Jul-2025	841.3900	0.0000	0.0000	0.0000	841.1800	0.0000	0.0000	0.0000	0.2100	0.0000	0.0000
Aug-2025	63.1900	0.0000	0.0000	0.0000	63.1900	129.3950	0.0000	0.0000	0.0000	0.0000	0.0000
Sep-2025	229.7000	0.0000	0.0000	0.0000	177.9100	0.0000	0.0000	0.0000	0.0000	0.0000	51.7900
Oct-2025	1742.4426	0.0000	0.0000	0.0000	1588.2600	825.8700	0.0018	0.0598	0.0010	0.0000	154.1200
Nov-2025	1532.7700	0.0000	0.0000	0.0000	1384.9700	2262.2550	0.0000	0.0000	0.0000	0.0000	147.8000
Dec-2025	2380.8700	0.0000	0.0000	0.0000	2184.6500	152.9900	0.0000	0.0000	0.0000	0.0000	196.2200
Yearly Total	6790.4444	0.0000	0.0000	0.0000	6240.1600	3370.5100	0.0042	0.0616	0.2886	0.0000	549.9300

(All quantities shall be rounded off to 3 decimal places)

Year	Actual Quantities of Inert C&D Materials Generated / Imported (in '000 kg)						Actual Quantities of Other C&D Materials / Wastes Generated				
	Total Quantities Generated	Broken Concrete (including rock for recycling into aggregates)	Reused in the Contract	Reused in Other Projects	Disposed as Public Fill	Imported C&D Material	Metal	Paper/ Cardboard Packaging	Plastic (bottles/containers, plastic sheets/ foams from package material)	Chemical Waste	Others (e.g. General Refuse etc.)
	[a+b+c+d+e+f+g+h+i]	(a)	(b)	(c)	(d)		(in '000kg)	(in '000kg)	(in '000kg)	(in '000kg)	(in '000kg)
2024	0.0000	0.0000	0.0000	0.0000	0.0000	0.0000	0.0000	0.0000	0.0000	0.0000	0.0000
2025	6790.4444	0.0000	0.0000	0.0000	6240.1600	3370.5100	0.0042	0.0616	0.2886	0.0000	549.9300
2026	0.0000	0.0000	0.0000	0.0000	0.0000	0.0000	0.0000	0.0000	0.0000	0.0000	0.0000
2027	0.0000										
2028	0.0000										
2029	0.0000										
2030	0.0000										
Total	6790.4444	0.0000	0.0000	0.0000	6240.1600	3370.5100	0.0042	0.0616	0.2886	0.0000	549.9300

Remark:

1) Density of C&D material to be 2 metric ton/m<sup>3</sup> 3) Density of Chemical Waste to be 0.88 metric ton/m<sup>3</sup>  
2) Density of General Refuse to be 1.6 metric ton/m<sup>3</sup>

Notes:

- The waste flow table shall also include C&D materials that are specified in the Contract to be imported for use at the Sites.
- Plastics refer to plastic bottles/containers, plastic sheets/foam from packaging material.
- The summary table shall be submitted to the Project Manager monthly together with the Waste Flow Table for review and monitoring in accordance with the PS Clause 25.20(8)
- The figure for the disposal as public fill and imported fill might require minor adjustments due to the availability of late records

**Appendix H**  
**Statistics on Complaint, Notifications of Summons and**  
**Successful Prosecution**

Statistical Summary of Environmental Complaints

Reporting Period	Environmental Complaint Statistics		
	Frequency	Cumulative	Complaint Nature
1 December 2025 - 31 December 2025	1	1	Refer to the attached Investigation Report for details.

Statistical Summary of Environmental Non-compliance

Reporting Period	Environmental Non-compliance Statistics		
	Frequency	Cumulative	Details
1 December 2025 - 31 December 2025	0	0	N/A




Statistical Summary of Environmental Summons

Reporting Period	Environmental Summons Statistics		
	Frequency	Cumulative	Details
1 December 2025 - 31 December 2025	0	0	N/A

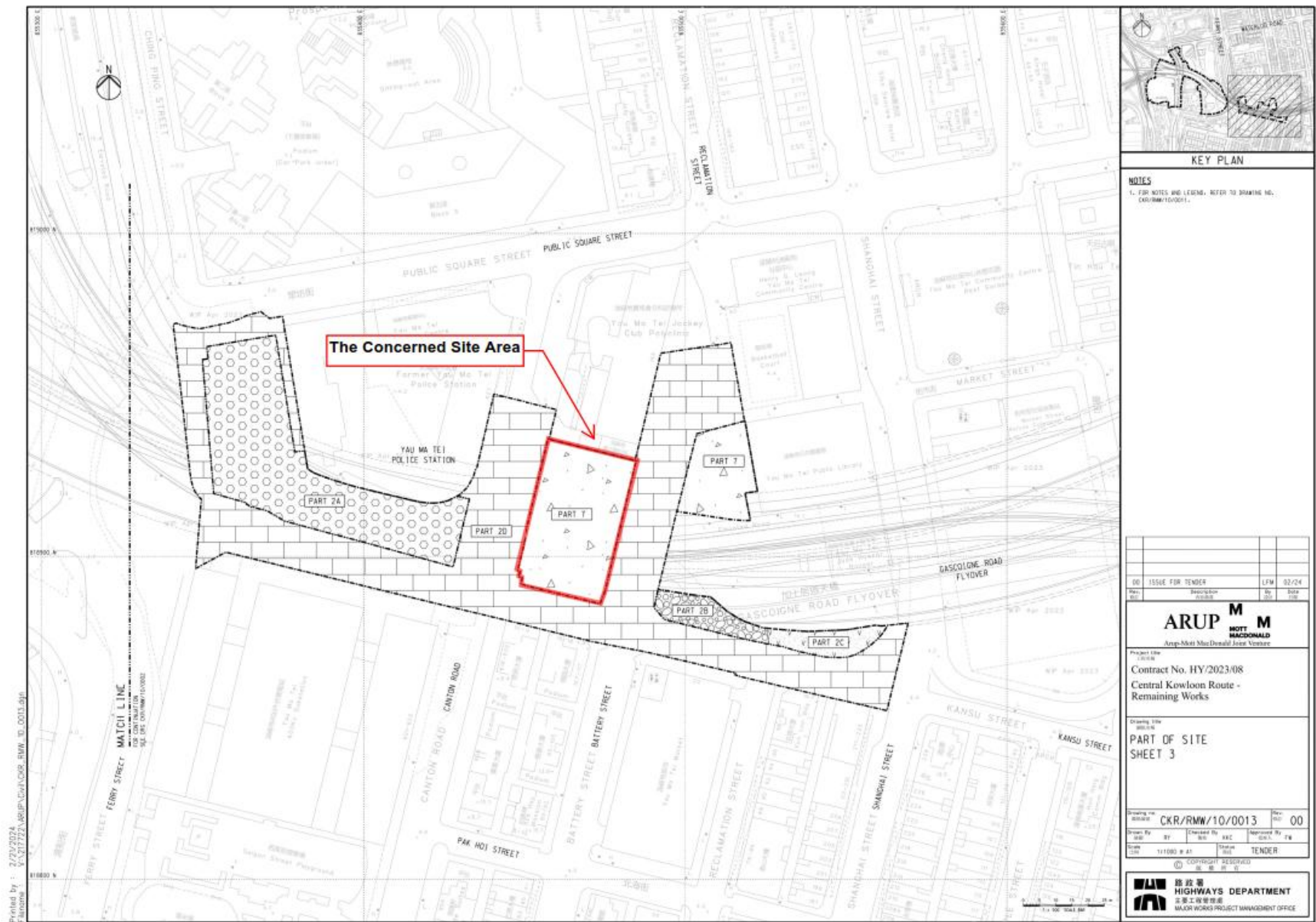
Statistical Summary of Environmental Prosecution

Reporting Period	Environmental Prosecution Statistics		
	Frequency	Cumulative	Details
1 December 2025 - 31 December 2025	0	0	N/A

## Interim Report on Environmental Complaint

Project	Central Kowloon Route – Remaining Works (HY/2023/08)	
Complaint Code	EC001-CKRRMW20251222_001	
Complaint Description	The complaint case made on 22 December 2025 referred to the Contractor and Environmental Team (ET) by Environmental Protection Department (EPD) on the same day, about the noise generated from the construction site near Yau Ma Tei Market (under Gascoigne Road flyover) during the whole day on 20 December 2025 (Saturday) and 21 December 2025 (Sunday).	
Parameter	Construction Noise	
Investigation Finding	<p>The complaint was concerned about the noise generated on 20 December 2025 (Saturday) and 21 December 2025 (Sunday) from the site area at the Jade Hawker Bazaar (Part 7 of the Site)<sup>1</sup>. According to the site records, there was no construction work carried out during any restricted hours on 20 December 2025 (Saturday) and on 21 December 2025 (Sunday).</p> <p>Based on the video files provided by the complainant, the concerning sound originated from the safety warning siren of mobile machinery during its mobilization. The safety warning siren was installed on the excavator as safety feature to ensure site safety.</p> <p>In addition, weekly environmental audits have been carried out to ensure on-site noise mitigation measures have been implemented as far as practicable.</p>	
Actions Taken / To be Taken	The Contractor arranged additional preventive maintenance i.e. adding lubricating oil to the moving metal parts of all excavators at the Jade Hawker Bazaar site.	
Remarks (Shown in next pages)	1. Layout of the concerned site area	
Prepared by ET (Aurecon Hong Kong Limited)	Kisten Ma	
Reviewed by ETL (Aurecon Hong Kong Limited)	F.C. Tsang	
Verified by IEC (ERM-Hong Kong, Limited)	Mandy To	
Date	29 December 2025	

Remark 1: Layout of the Concerned Site Area





**Document prepared by**

**Aurecon Hong Kong Limited**

Unit 1608, 16/F, Tower B,  
Manulife Financial Centre,  
223 – 231 Wai Yip Street, Kwun Tong, Kowloon, Hong Kong.

**T** 3664 6888

**F** 3664 6999

**E** [hongkong@aurecongroup.com](mailto:hongkong@aurecongroup.com)

**W** [www.aurecongroup.com](http://www.aurecongroup.com)